



Toronto Police Service 2015 Annual Hate/Bias Crime Statistical Report

Intelligence Services, Hate Crime Unit

Intelligence Services, Hate Crime Unit remains dedicated to the achievement of its complementary objectives: the prevention and thorough investigation of hate/bias motivated offences and the pro-active education of others to enable them to recognize and combat hate.

Our goal is to encourage mutual acceptance amongst communities and to safeguard the freedoms, safety and dignity of all persons as guaranteed by the Charter of Rights and Freedoms.



Toronto Police Service – Hate Crime Unit Annual Hate/Bias Crime Statistical Report 2015



Executive Summary

The Toronto Police Service Hate/Bias Crime Statistical Report is an annual report that provides statistical data about criminal offences that are committed against persons or property and are motivated by the victim's race, national or ethnic origin, language, colour, religion, sex, age, mental or physical disability, sexual orientation or other similar factor within the City of Toronto.

The report explains the mandate of the Toronto Police Service Hate Crime Unit (HCU) and the methodology that is used by the HCU to collect the statistical data. The data is based on hate/bias crimes that were reported to the Toronto Police Service, hereafter referred to as "the Service" between January 1, 2015 and December 31, 2015.

The report also provides an overview of the training and education that was provided to the Service's police officers with respect to hate/bias crimes in 2015, as well as the various community outreach initiatives that were undertaken by the HCU and other units within the Service.

In 2015, there was a decrease in the total number of hate/bias crimes occurrences reported to the Service. In comparison to 2014, the number of reported occurrences decreased from 146 to 134 representing a difference of approximately 8%. Over the past ten years, between 2006 and 2015, the average number of reported hate/bias crimes is approximately 143 per annum.

The number of arrests related to hate/bias crimes in 2015 decreased from 22 persons arrested in 2014 to 19 persons arrested in 2015. As in previous years, the number of arrests for hate/bias motivated offences was attributed to allegations of mischief to property (i.e. graffiti) in circumstances where there was little or no suspect description available. These occurrences frequently transpired without the victim or any witnesses present. These factors significantly added to the challenges in investigating hate/bias motivated offences and arresting suspects.

The three most targeted groups since 2006 have been the Jewish community, the Black community and the Lesbian, Gay, Bisexual, Transgender and Queer (LGBTQ) community. In 2015, the Jewish community, followed by the LGBTQ community and the Muslim community were the most victimized groups. The three most reported criminal offences motivated by hate/bias in 2015 were mischief to property, assault and criminal harassment. The Jewish community was the most victimized group for mischief to property occurrences, while the LGBTQ community was the most victimized group for assault occurrences. The Muslim community was the most victimized group for criminal harassment occurrences.

There are a number of factors that can affect fluctuation in the number of hate crimes and the community groups that are victimized. These factors include international events, community educational programs, hate crime training and increased reporting.



Toronto Police Service – Hate Crime Unit Annual Hate/Bias Crime Statistical Report 2015



The regional instability in the Middle East has resulted in the displacement of nearly four million Syrian refugees. In response, the Canadian government committed to resettle 25,000 Syrian refugees by January 1, 2016. In 2015, the Service has noted an increase in hate/bias crime targeting the Muslim community, specifically during the month of November. This trend may be attributed to negative backlash following the attacks in Paris, France and the government's refugee resettlement plan.

When more than one identifiable group (i.e. Catholic and Ukrainian) was targeted in an incident the occurrence was categorized as multi-bias. In 2014, 14 of the 146 hate/bias occurrences were categorized as multi-bias. In 2015, 10 of the 134 hate/bias occurrences were categorized as multi-bias. In comparison to 2014, the number of occurrences categorized as multi-bias decreased by approximately 28% in 2015.

In 2014, the Canadian Center for Justice Statistics (CCJS) published the Hate Crime Consultations and Recommendation Report. One of the recommendations made in this report was for police services to report hate/bias crimes targeting members of the Transgender community under either the sex and/or gender category for the purpose of comparability across jurisdictions. For the purpose of uniform crime reporting across Canada, the Service adopted the CCJS recommendation. Hate/bias crimes targeting members of the Transgender community have been categorized under the sex category since the 2014 report. Prior to 2014, the Toronto Police Service Annual Hate/Bias Crime Statistical Report categorized hate/bias crimes against members of the Transgender community under the sexual orientation category.

Since the publication of the first Hate/Bias Crime Statistical Report in 1993, hate/bias crimes have been most commonly motivated by the following five factors: race, religion, multi-bias, sexual orientation and nationality.



Toronto Police Service – Hate Crime Unit
 Annual Hate/Bias Crime Statistical Report
 2015



Table of Contents

I. Introduction 5

II. Methodology 7

 Limitations 7

 Community Impact 8

 Hate/Bias Category Codes 8

 Criminal Code of Canada - Hate Provisions 9

 Hate Groups 10

III. Results 11

 Reported Hate/Bias Crime Occurrences 11

 Motivation of Hate/Bias Crime Victimization 11

IV. Criminal Offences- Hate/Bias Motivated 13

 Mischief to Property 13

 Assault 13

 Criminal Harassment 13

 Internet 13

V. Patterns of Hate/Bias Motivated Offences 15

 Monthly Activity of Hate/Bias Occurrences 15

 Hate/Bias Occurrences by Division 15

 Community Victimization 16

 Breakdown of Victim Groups Targeted in Multi-Bias Occurrences 16

 Religion, Race and Sexual Orientation 18

VII. Accused / Suspect Identification 19

IX. Sentencing 22

 Historical Cases 2013-2014 22

 2015 Cases 22

X: Map - Reported Hate Crime Occurrences by Bias Type 23

XI. Toronto Population and Demographics 24

XII. Hate Crime Unit Education and Community Outreach Initiatives 26

 Intelligence Gathering and Investigative Support Role 26

 Training and Education 26

 Community Outreach 27

 Media Outreach 28

Appendix A – 2014 Completed Hate/Bias Court Dispositions 29

Appendix B - 2015 Offence Locations 32

Appendix C - 2015 Breakdown of Offences by Division 33

Appendix D – 2015 Breakdown by Victim Group and Offence 36



Toronto Police Service – Hate Crime Unit
Annual Hate/Bias Crime Statistical Report
2015



I. Introduction

The Toronto Police Service (the Service) Hate Crime Unit (HCU) is a sub-unit of Intelligence Services. The HCU was established in 1993 and is responsible for collecting, analyzing and publishing data on reported hate/bias crimes. The Unit consists of one Detective and one Detective Constable on a full-time basis, as well as a civilian Intelligence Analyst and a civilian Intelligence Researcher on an as-needed basis.

Additionally, the Detective Sergeant in charge of the Security Section of Intelligence Services has the discretion to deploy officers from Intelligence Services to assist in the investigation and prevention of hate/bias motivated crimes, thereby assisting the HCU, as he or she deems necessary. In making such a determination, the Detective Sergeant considers factors such as the opportunity to raise awareness and educate members of the community at large regarding hate/bias motivated crimes and the capacity of the specific division to investigate the specific occurrence(s).

Mandate:

The mandate of the Hate Crime Unit is to:

- Provide assistance and expertise to all investigations and prosecutions of hate/bias crimes;
- Investigate and liaise with the Ministry of the Attorney General in relation to hate propaganda cases;
- Maintain an information base of hate/bias occurrences and arrests to assist divisional analysts and investigators;
- Assist in developing public education programs in partnership with other members of the Service and the community; and
- Act as a central focus for the dissemination of information and provide support to divisional hate/bias crime co-ordinators, other police services, government agencies and the community.

Members of the HCU are responsible for reviewing all suspected hate/bias occurrences to ensure consistent identification/classification and to ensure a thorough investigation is conducted. All relevant information is recorded and analyzed which aids in determining overall hate/bias crime trends and patterns.

The analysis of occurrences and this report are then used to develop Service-wide strategies to address hate/bias crimes in the community, from a crime prevention/enforcement perspective and an educational perspective.

A Divisional Hate Crime Coordinator is assigned in each of the 17 police divisions and maintains the responsibility for investigating and tracking hate/bias crimes within their



Toronto Police Service – Hate Crime Unit
Annual Hate/Bias Crime Statistical Report
2015



respective division. The HCU provides investigative support to these divisional personnel and other units whenever requested or necessary to support the investigation and arranges for expert witnesses to attend court when required.

The Service provides all members with Hate/Bias Procedure 05-16 Hate/Bias Crime. This procedure provides direction to front line officers to assist them in properly identifying, recording and investigating hate/bias crimes. Consistent with this procedure, officers are obliged to notify the HCU of any occurrences. Through training, officers are encouraged to err on the side of caution by forwarding all suspected hate/bias motivated occurrences to the HCU for review. Additionally, the HCU utilizes internal police software in order to search all Service police records for hate/bias motivated occurrences. In this manner, the HCU ensures that all hate/bias motivated occurrences and arrests are captured and reviewed for accuracy.



Toronto Police Service – Hate Crime Unit
Annual Hate/Bias Crime Statistical Report
2015



II. Methodology

Toronto Police Service Procedure 05-16 Hate/Bias Crime requires all suspected hate/bias motivated occurrences to be reviewed by HCU investigators to ensure proper identification and classification. Every occurrence is classified using the hate/bias categories contained within the hate/bias crime definition of the *Criminal Code of Canada*: race, national or ethnic origin, age, language, sex, disability, sexual orientation, religion, colour or any other similar factor.

Comments and/or actions of a suspect during an incident can be significant in determining the suspect's motive and bias; however, it is sometimes difficult to classify an occurrence with complete accuracy. Additional criteria used to assist in classifying occurrences include: the victim's perception of the incident, culturally significant dates, symbols, history of the community and current world events.

In some cases the suspect misperceives the victim's background. This may occur in some incidents involving visible minorities, where the suspect can be completely unaware of the victim's actual background and wrongly assumes that the victim belongs to a particular group. Due to this fact, the victim becomes a target based on the suspect's misperception.

For example, there have been cases where individuals have been wrongly perceived by the suspect as being members of the LGBTQ community and become victims of "gay bashing". Similarly, in other cases victims have been targeted due to their association with members of certain identifiable groups, though the victims themselves are not members of those groups.

While it is recognized that every individual has multiple aspects to their identity, more than one of which could be cause for an offender to target them, it is the practice of the HCU to classify a hate/bias occurrence based on the best known information that exists relevant to the offender's perception of the victim.

In cases where there are multiple criminal offences committed during one event, only charges directly related to the hate/bias occurrence are included for the purpose of data collection in this report. For example, if an occurrence involved an allegation of a suspect assaulting a person based on the person's religion and upon his arrest, the suspect was found to be in possession of a controlled substance – only the assault charge would be categorized as a hate/bias motivated charge, not the drug-related charge.

Limitations

The HCU recognizes that in evaluating this report the information contained herein is an analysis of reported hate/bias motivated crime within the City of Toronto and may not be a true reflection of the prevalence of hate/bias crimes occurring in Toronto. The possible reasons for this include victims' reluctance to report their victimization to police and a lack of awareness of what constitutes a hate/bias crime.



Toronto Police Service – Hate Crime Unit Annual Hate/Bias Crime Statistical Report 2015



Under-reporting continues to present a challenge that affects the HCU's ability to investigate and prevent hate/bias motivated offences in various communities. As a result, the HCU continues to recognize that working with community groups and media outlets to encourage and assist victims to report these crimes is an essential aspect of its mandate. The HCU continues to meet and consult with a variety of established community organizations involved in anti-hate advocacy and is continuously reaching out to new groups.

The number of hate/bias crimes recorded from year to year is variable and is influenced by a wide range of factors that are not always easily discernible. As previously mentioned, public reluctance to report victimization significantly impacts statistical data and the interpretations extrapolated and concluded from that data. Victims may be reluctant to report hate/bias crimes for several reasons, including but not limited to:

- The victim may not recognize that the crime was motivated by bias or hate;
- Fear of retaliation;
- Uncertainty of the criminal justice system's response;
- The victim may fear his/her sexual orientation may be exposed to family members or his/her employer; and/or
- Embarrassment and humiliation of being victimized.

Community Impact

Hate/bias crimes have a disproportionately greater effect on their victims than other types of crimes. Hate/bias motivated crimes have longer lasting serious side-effects for society as a whole. A hate/bias motivated crime not only victimizes the individual, but also the entire group that individual belongs to, resulting in the increased isolation, stress and vulnerability of that particular group. If police do not respond to reports of hate/bias crimes immediately and appropriately, these crimes can lead to increased social conflict between opposing groups and possible retaliation. Conversely, a timely and effective police response can have a positive and lasting influence on the relationship between police and various communities. Positive relationships such as these have the ability to have extensive benefits in other aspects of public safety.

Hate/Bias Category Codes

The hate/bias category codes used throughout the tables and charts of this report are as follows: RA-race/colour, MU-multi-bias, ET-ethnicity, NA-nationality, AG-age, SEX-sex, LN-language, DI-disability, SO-sexual orientation, RE-religion and SF-similar factor.

Offences in the **race (RA)** category include people targeted because of an obvious visible difference, often the colour of their skin, or other physical characteristics relating to race.



Toronto Police Service – Hate Crime Unit
Annual Hate/Bias Crime Statistical Report
2015



Occurrences where more than one of the identifiable groups has been targeted are categorized as **multi-bias (MU)**. This occurs when a suspect's comments and/or actions are directed towards several victim groups. For example, a hate propaganda flyer that targets Muslims, Canadians and First Nations members will be categorized as multi-bias.

Hate/bias motivated occurrences are coded as **ethnicity (ET)** to denote offences where the victims share a common cultural or national tradition or refer to victims by their birth origin rather than their present nationality.

The **nationality (NA)** category is used when a victim is targeted specifically because of his or her perceived nationality.

The **sex** category is used when a victim is targeted because of the gender that they are perceived to belong to (male, female, Trans or Transgender). **Trans** or **Transgender** is an umbrella term referring to people with diverse gender identities and expressions that differ from stereotypical gender norms. It includes but is not limited to people who identify as Transgender, Trans woman (male-to-female), Trans man (female-to-male), Transsexual, cross-dresser, gender non-conforming, gender variant or gender queer.

The categories of **age (AG)**, **language (LN)**, **disability (DI)**, **sexual orientation (SO)** and **religion (RE)** are typically clear in terms of why the victims have been targeted and therefore are often more easily categorized.

In **similar factor (SF)** occurrences, hatred can focus on members of a group who have significant points in common and share a trait that is often integral to the dignity of the person. The shared trait is common to a group not just an individual. Examples of any other similar factors include but are not limited to members of a particular profession (i.e. priests), ancestry and citizenship.

Criminal Code of Canada - Hate Provisions

The definition of a hate/bias crime is, “A *criminal offence committed against a person or property, where there is evidence that the offence was motivated by bias, prejudice or hate, based on the victim's race, national or ethnic origin, language, colour, religion, sex, age, mental or physical disability, sexual orientation, or any other similar factor*”.

The two types of hate/bias motivated crimes:

1. Those forms of expression that fit within the parameters of **hate propaganda** in sections 318 and 319 of the Criminal Code; and
2. All other criminal offences where there is evidence to indicate bias, prejudice or hate was a motivating factor in the commission of the offences.



Toronto Police Service – Hate Crime Unit
Annual Hate/Bias Crime Statistical Report
2015



Hate propaganda is defined as, “*Any communication that advocates or promotes genocide or makes statements, other than in private, that promote hatred against an identifiable group*”. An identifiable group is defined by the Criminal Code as, “*Any section of the public distinguished by colour, race, religion, ethnic origin or sexual orientation*”.

The consent of the Ontario Attorney General is required for hate propaganda prosecutions.

In 2001, under the *Anti-Terrorism Act*, a new provision was added to the Criminal Code of Canada, Section 430(4.1), which allow the courts to impose more severe penalties for the criminal offence of mischief to religious property. Section 430(4.1) of the Criminal Code states:

“Everyone who commits mischief in relation to property that is a building, structure or part thereof that is primarily used for religious worship, including a church, mosque, synagogue or temple, or an object associated with religious worship located in or on the grounds of such a building or structure, or a cemetery, if the commission of the mischief is motivated by bias, prejudice or hate based on religion, race, colour or national or ethnic origin,

- (a) is guilty of an indictable offence and liable to imprisonment for a term not exceeding ten years; or*
- (b) is guilty of an offence punishable on summary conviction and liable to imprisonment for a term not exceeding eighteen months.”*

Hate Groups

While organized hate groups continue to exist in the City of Toronto, the groups are commonly loose affiliations or informal gatherings of like-minded individuals. Social media, blogs, forums, web sites and other forms of internet-based contact remain popular as modes for recruitment, expression, information and communication. Analysis of those cases where offenders had been identified revealed that, in the majority of cases, offenders had no known association to any commonly known hate groups.

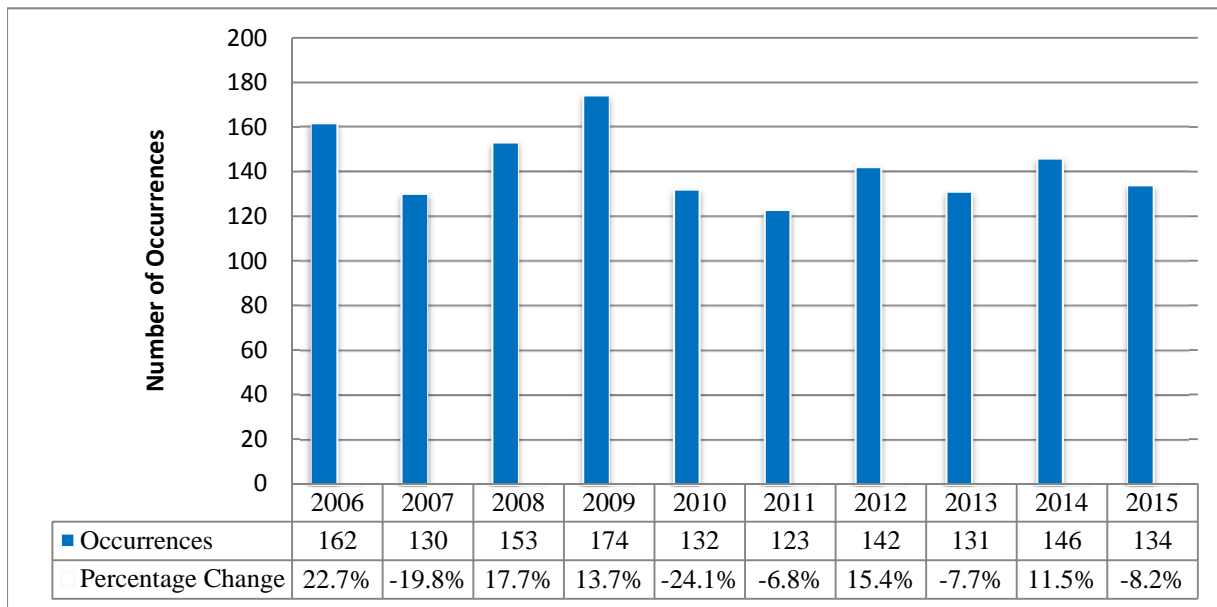


III. Results

Reported Hate/Bias Crime Occurrences

In 2015, there was a decrease in the number of reported hate crimes compared to 2014. The HCU recorded a total of 134 hate/bias motivated occurrences in 2015 compared to 146 in 2014. These figures represent a decrease of approximately 8%. Overall, the number of occurrences in 2015 is lower than the ten year average of 143 occurrences (Figure 3.1).

Figure 3.1: Hate/Bias Crime Occurrences 2006-2015



Note: This figure is based on statistical data collected over the past ten years. The highest reported number of occurrences was 174 (2009) and the lowest reported number of occurrences was 123 (2011).

Motivation of Hate/Bias Crime Victimization

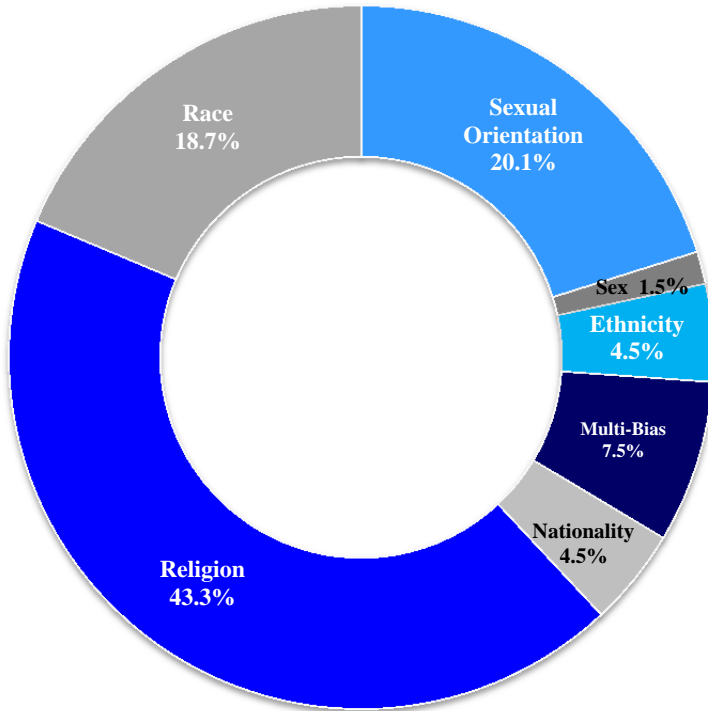
Religion, sexual orientation and race have been the predominant motivation factors for hate/bias crimes over the past ten years. In 2015, these factors were present in the following approximate proportions; religion 43%, followed by sexual orientation 20% and race 19% (Table 3.1).



Toronto Police Service – Hate Crime Unit
Annual Hate/Bias Crime Statistical Report
2015



Figure 3.2: Breakdown by Hate/Bias Category 2015



Note: Figure 3.2 is based on the total number of hate/bias crimes reported in 2015 (Figure 3.1). Age, Disability, Similar Factor and Language compose 0% of the hate/bias occurrences in 2015.

Table 3.1: Total Hate/Bias Crimes 2006-2015

Year	AG	DI	ET	SEX	LN	MU	NA	RA	RE	SF	SO	TOTAL
2006			14		1	15	6	59	47	2	18	162
2007			4			14	11	44	38	2	17	130
2008						17	19	27	56		34	153
2009			13			22	19	28	59	7	26	174
2010			3			17	9	31	53		19	132
2011			3			18	11	20	47		24	123
2012			5			21	11	26	59		19	142
2013			3			10	11	25	57	2	23	131
2014			1	3		14	19	22	63		24	146
2015			6	2		10	6	25	58		27	134

Note: Figures highlighted in dark grey represent the three most targeted categories within the year specified.



Toronto Police Service – Hate Crime Unit
Annual Hate/Bias Crime Statistical Report
2015



IV. Criminal Offences- Hate/Bias Motivated

In 2015, the most prevalent hate/bias occurrences were for the offences of mischief to property, assault and criminal harassment. Assault and criminal harassment occurrences were all occurrences that were unprovoked by the victims. As in past years, these kinds of offences occurred in a variety of different locations such as dwellings, public park/streets, schools and public transportation (refer to Appendix B for detailed classification of 2015 offence locations).

Mischief to Property

Mischief to property represented a significant portion of the offences, accounting for 65 of the 134 occurrences. In comparison to 2014, there was a decrease in the number of mischief to property occurrences motivated by hate/bias. In 2014, 93 of the 146 occurrences were mischief to property motivated by hate/bias. The total percentage of mischief to property occurrences decreased from approximately 63% in 2014 to approximately 49% in 2015.

Vandalism and graffiti were the two primary forms of mischief perpetrated by the offender. The most common offence locations were dwellings, educational facilities, public parks/streets, government buildings, business/retail buildings and public transportation (Appendix B). The hate/bias categories most targeted were religion, race and sexual orientation (Table 4).

The Jewish community and the LGBTQ community were the predominant victim groups for mischief occurrences in 2015.

Assault

There were a total of 29 assault occurrences in 2015 compared to 23 in 2014. The total percentage of assault occurrences increased from 16% in 2014 to 22% in 2015. The hate/bias categories that were targeted the most were sexual orientation, religion and race (refer to Appendix D for summary statistics of victim groups and offences).

Criminal Harassment

There were a total of 19 criminal harassment occurrences motivated by hate/bias in 2015 compared to 10 in 2014. Religion and race were the highest reported motivation factors for this offence (Appendix D).

Internet

The internet and its various modes of communication remain a popular method for communicating hate propaganda, threats and criminal harassment, most likely due to the perpetrator's perceived ability to remain anonymous. Perpetrators are frequently able to remain anonymous by creating false personas and email addresses when communicating to their victims over the internet.



Toronto Police Service – Hate Crime Unit
Annual Hate/Bias Crime Statistical Report
2015



In 2015, five hate/bias occurrences were committed via the internet, representing approximately 4% of the total hate/bias motivated occurrences. Based on the continuously increasing prevalence of the internet as a medium of communication, the HCU continues to closely monitor open forum websites, chat rooms, message boards, etc. and initiate investigations as required. When possible criminality is identified, the HCU draws on other Service resources, including support from the Computer Cyber Crime and the Technological Crime Sections of Intelligence Services.

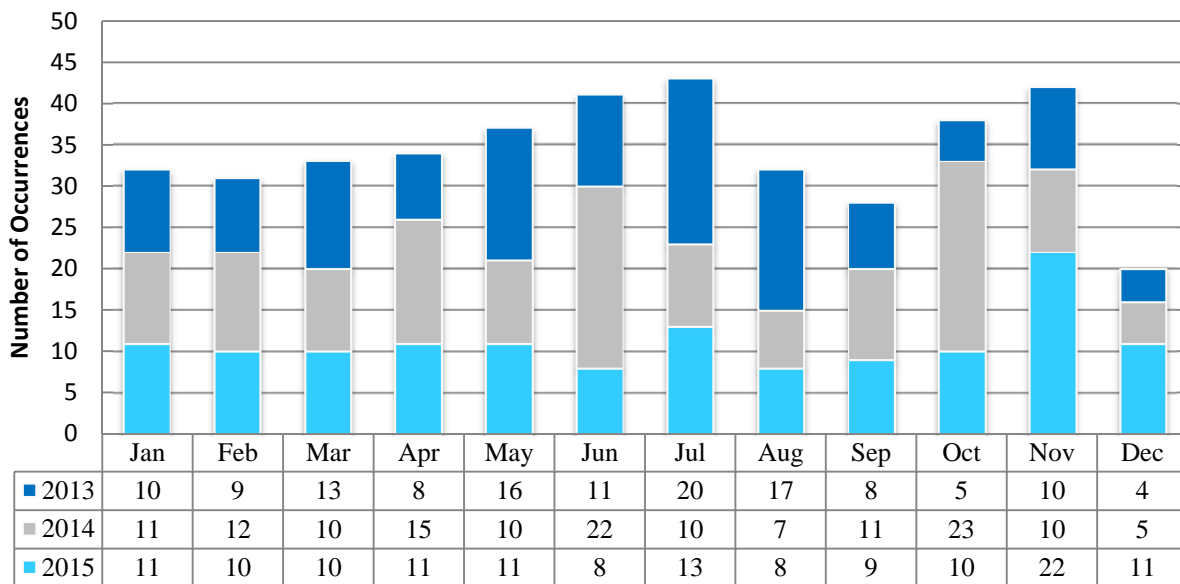


V. Patterns of Hate/Bias Motivated Offences

Monthly Activity of Hate/Bias Occurrences

In 2015, the months with the highest number of hate/bias motivated occurrences were November (22) and July (13). The months with the lowest activity were June (8), August (8) and September (9) (Figure 5.1).

Figure 5.1: Monthly Hate/Bias Occurrences Comparative Analysis 2013-2015



Hate/Bias Occurrences by Division

The police divisions with the highest numbers of hate/bias occurrences were 32 Division, 55 Division and 11 Division reporting 19, 13 and 13 occurrences, respectively in 2015 (Table 5.2).

In 2015, 55 Division, 43 Division and 54 Division all experienced an increase in the number of hate/bias occurrences compared to 2014. In contrast, there was a decrease in 52 Division, 32 Division in the number of hate/bias occurrences reported in 2015 compared to 2014 (refer to Appendix C for 2015 divisional summary of offences by division).

Table 5.2: Hate/Bias Motivated Crimes by Division 2014-2015

Year	Division																
	D11	D12	D13	D14	D22	D23	D31	D32	D33	D41	D42	D43	D51	D52	D53	D54	D55
2014	13	3	7	15	14	1	7	25	2	10	2	4	9	18	5	8	3
2015	13	1	2	12	9	4	9	19	5	5	1	9	7	11	2	12	13



VI. Commonly Victimized Groups

Community Victimization

Victim groups are categorized by the suspect’s perception. The victim group most targeted in 2015 was the Jewish community with 31 occurrences. The LGBTQ and the Muslim communities were the next most targeted victim group with 29 and 26 occurrences respectively, followed by the Black community with 20 occurrences (Figure 6.1 and Table 6.1).

Figure 6.1: Hate/Bias Occurrences by Victimized Groups 2015

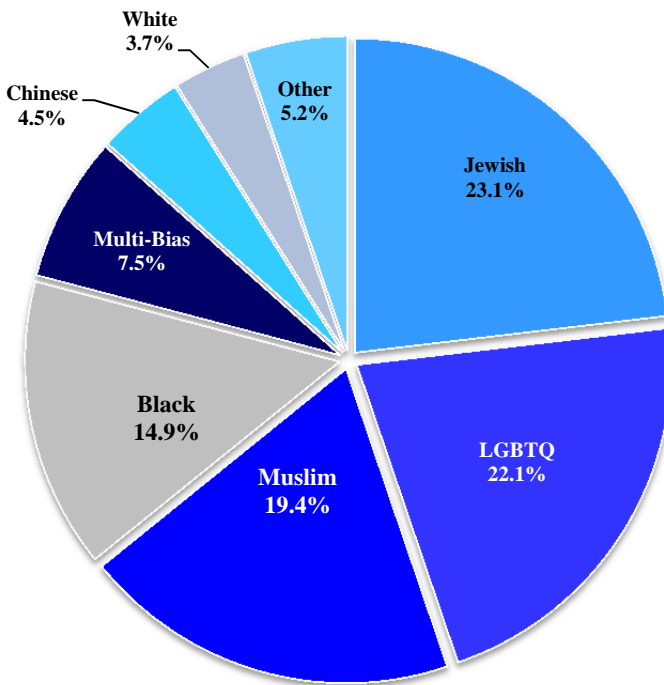


Table 6.1: Hate/Bias Occurrences by Victimized Group

Group	Occurrences
Jewish	31
LGBTQ	29
Muslim	26
Black	20
Multi-Bias	10
Chinese	6
White	5
Christian	1
Hispanic	1
Israeli	1
Italian	1
Mexican	1
Pakistani	1
Palestinian	1

Note:

Victim groups with five or more occurrences are represented in Figure 6.1.

Breakdown of Victim Groups Targeted in Multi-Bias Occurrences

When more than one identifiable group is targeted, the occurrence is categorized as multi-bias. In 2015 there were 10 hate/bias occurrences classified as multi-bias, as opposed to 14 in 2014 a 28% decrease. The African community was a newly targeted victim group within the multi-bias category in 2015.



Toronto Police Service – Hate Crime Unit
Annual Hate/Bias Crime Statistical Report
2015



Table 6.2: Victim Groups Targeted in Multi-Bias Occurrences

Victim Group	Occurrences
Jewish/Black	3
Black/LGBTQ	2
African/Black	1
Black/Muslim	1
Black/Pakistani	1
Jewish/LGBTQ	1
Jewish/Muslim	1

Of the 10 hate/bias occurrences that were categorized as multi-bias in 2015, the Black community was targeted in 8 of the 10 occurrences (Tables 6.2 and 6.3) and members of the Jewish community were targeted in 5 of the 10 multi-bias occurrences. The LGBTQ community was targeted in 3 of the 10 multi-bias occurrences and the Muslim community was targeted in 2 of the 10 occurrences. Notably, since 2005, religion, race and sexual orientation have been the three most common motivation factors for hate/bias crime victimization (Table 6.3).

Table 6.3: Total Hate/Bias Occurrences Including Multi-Bias Occurrences

Community Group	Bias	Victim Group	Occurrences	Total
Jewish	Multi-Bias Race Religion	Jewish	31	36
		Jewish/Black	3	
		Jewish/LGBTQ	1	
		Jewish/Muslim	1	
LGBTQ	Multi-Bias Sex Sexual Orientation	LGBTQ	29	32
		Black/LGBTQ	2	
		Jewish/LGBTQ	1	
Muslim	Multi-Bias Religion	Muslim	26	28
		Muslim/Black	1	
		Jewish/Muslim	1	
Black	Multi-Bias Race	Black	20	28
		Black/LGBTQ	2	
		Black/Muslim	1	
		Black/Pakistani	1	
		Jewish/Black	3	
		African/Black	1	



Toronto Police Service – Hate Crime Unit
Annual Hate/Bias Crime Statistical Report
2015



Religion, Race and Sexual Orientation

The highest percentage of the 134 reported hate/bias criminal occurrences in 2015 were motivated by religion (43%=57), followed by sexual orientation (20%=27) and race (19%=25).

The two most victimized religious groups in 2015 were members of the Jewish and the Muslim/Islamic communities. In 31 of the 58 hate/bias occurrences involving religion, victims were members of the Jewish community. In 20 of the 58 occurrences, victims were members of the Muslim/Islamic community while 32 of the 58 occurrences involving religion were mischief to property occurrences (Appendix D).

In the 25 hate/bias occurrences in 2015 where race was the motivating factor the Black community was the most frequently victimized group, accounting for 20 of the 25 occurrences. These occurrences were mainly mischief under (5); criminal harassment (4); assault (3); mischief interfere with property (2); threaten bodily harm (2); assault with a weapon (2); assault causing bodily harm (1); and uttering threats (1) (Appendix D).

In 2015, the LGBTQ community was victimized in 29 of the 134 hate/bias occurrences. Sexual orientation and sex were the two motivating factors. These occurrences were predominantly the following offences: threaten death and/or threaten bodily harm (6); assault (5); assault with a weapon (4); criminal harassment (3); mischief to property (9); theft under (1); and utter threats (1) (Appendix D). The number of assault occurrences motivated by sexual orientation and sex in 2014 increased from seven in 2014 to nine in 2015. In 2015, the nine assault occurrences within the LGBTQ community involved a total of nine victims ranging in age from 26 to 52 years. In all of the assault occurrences, the victims were subject to derogatory comments and were either punched, or pushed by the suspect(s) during the assault.

In comparison to 2014 (18%), the total percentage of hate/bias occurrences in the LGBTQ community increased in 2015 (22%). Hate/bias motivated assault occurrences in the LGBTQ community represented 5% of the total occurrences in 2014 compared to 7% in 2015.



Toronto Police Service – Hate Crime Unit
Annual Hate/Bias Crime Statistical Report
2015



Table 6.4 2015 Offence Breakdown by Category

Criminal Offence	ET	MU	NA	RA	RE	SEX	SO	Total
Aggravated Assault	1							1
Assault	1			4	7		5	17
Assault Causing Bodily Harm	1			1				2
Assault with a Weapon	1	1		2	1		4	9
Criminal Harassment	1	2		4	9		3	19
Mischief Interfere With Property				2	2		1	5
Mischief to Religious Property					1			1
Mischief Under	1	7	6	8	29		8	59
Robbery					2			2
Theft Under					1		1	2
Threatening Bodily Harm				2	4		4	10
Threatening Death				1	2	2		5
Utter Threats				1			1	2
Total	6	10	6	25	58	2	27	134

VII. Accused / Suspect Identification

Accused/suspect information is typically provided by victims, witnesses, audio/video security cameras and forensic evidence. The Service’s SCI-Forensic Identification Unit plays a significant role in collecting physical evidence such as DNA and fingerprints at crime scenes. Service Procedure 05-16 Hate/Bias Crime requires all police officers investigating a hate/bias crime to protect the scene and secure all relevant evidence including items such as posters, graffiti, recordings and clothing for forensic examination. Furthermore, officers are required to photograph the scene where the graffiti is found or when evidence cannot be readily detached or retrieved.

In 2015, victims and witnesses were able to provide information on accused/suspect identification in 71 of the 134 total hate/bias occurrences, accounting for 53% of the occurrences. It is often very difficult to identify suspects, as many hate/bias crimes occur without any witnesses present. Moreover, many hate/bias crimes occur without the victim present, as in the case of hate motivated graffiti or mischief. For example, in 2015, victims and/or witnesses were able to provide suspect/accused information on approximately 18% of the total mischief to property occurrences, accounting for 12 of the 65 total occurrences. Two of the 12 suspects were arrested and charged accordingly.

Among known suspects and charged persons, males form the dominant offender group with 62 male accused/suspects identified in 2015 compared to 9 females. Among identified persons committing hate/bias offences, the largest group consisted of males in the over 40 year age group and the 26-40 year age group (Tables 7.1 and 7.2).



Toronto Police Service – Hate Crime Unit
Annual Hate/Bias Crime Statistical Report
2015



Table 7.1 2015 Accused Identification Specific to Age and Gender

Gender	Age Group			
	9-17 years	18-25 years	26-40 years	Over 40 years
Female	-	-	2	2
Male	2	2	3	8

Note: The table above is based on the sex and age group of those charged with hate/bias criminal offences in 2015. There were a total of 18 criminal occurrences.

Table 7.2 Suspect Identification Based on 2015 Victim/Witness Statements

Gender	Age Group			
	9-17 years	18-25 years	26-40 years	Over 40 years
Female	-	1	3	1
Male	6	5	12	9

Note: The figures represented in the suspect identification table are based on victim/witness suspect descriptions. The above table does not include the 15 additional occurrences in which the victim/witnesses identified male suspects but were unable to determine their age.



Toronto Police Service – Hate Crime Unit
Annual Hate/Bias Crime Statistical Report
2015



VIII. 2015 Arrests/Charges

As in previous years, offenders are at times charged with a number of offences, not all of which are hate/bias motivated. Only those charges relating directly to hate/bias motivated criminal offences are counted in Table 8.1.

The number of hate/bias motivated arrests was lower in 2015 compared to 2014. In 2015, there were 19 persons arrested for hate/bias motivated offences compared to 22 persons arrested in 2014. A total of 21 hate/bias motivated criminal charges were laid against these 19 persons in 2015 compared to 35 hate/bias motivated charges being laid in 2014. The 2015 charges were in relation to 17 hate/bias occurrences (Table 8.1). In one of these occurrences, more than one person was arrested and charged. In many occurrences, persons were charged with more than one offence.

Table 8.1 2015 Hate/Bias Charges Laid by Offence Type

Offence Type	Charges
Aggravated Assault	2
Assault	2
Assault Causing Bodily Harm	2
Assault with a Weapon	4
Criminal Harassment	1
Mischief Over	1
Mischief Under	2
Robbery	3
Threatening Bodily Harm	2
Threatening Death	2
Total	21



Toronto Police Service – Hate Crime Unit
Annual Hate/Bias Crime Statistical Report
2015



IX. Sentencing

The following sentencing dispositions include all hate/bias criminal proceedings which concluded in the judicial system during 2015. The occurrences that led to these criminal proceedings transpired between 2012 and 2015.

Dispositions have included custodial sentences, significant time spent in pre-trial custody, suspended sentences, mental health diversion and periods of probation with conditions including counseling, peace bonds and weapons prohibitions.

Historical Cases 2013-2014

In 2015, there were 13 hate/bias criminal cases involving 17 accused persons before the courts that originated from incidents during 2013 to 2014. These 13 cases were completed as follows: four guilty pleas, four withdrawals, three were resolved by peace bond, one was diverted to mental health court and one was resolved by peace bond and diverted to mental health court (Appendix A - Table A.2). There is currently one hate/bias motivated criminal case remaining before the courts arising from an incident that occurred in 2009. The 2009 incident involves a total of three hate/bias criminal charges. There are currently three cases involving hate/bias motivated charges pending before the courts arising from occurrences that transpired in 2014.

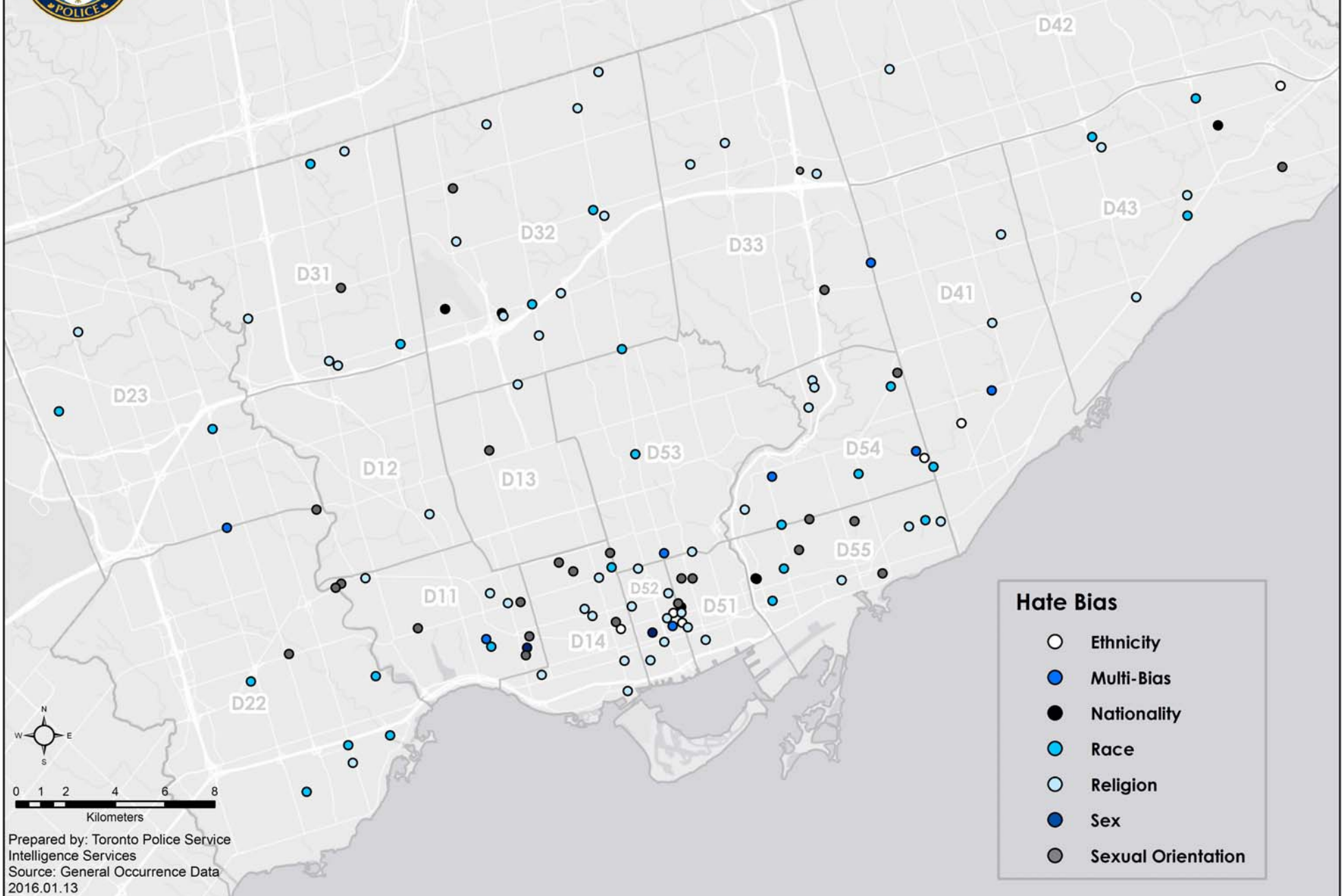
2015 Cases

In 2015, there were 17 hate/bias criminal cases before the courts that originated from incidents in 2015. There were a total of 19 accused and 21 hate/bias charges laid. Four of these 17 cases have already been completed as two guilty pleas, one withdrawal and one diverted to mental health court (Appendix A - Table A.1).

At year-end 2015, there are currently 13 cases involving hate/bias motivated charges pending before the courts arising from occurrences that transpired in 2015.



2015 Toronto Police Service Reported Hate Crime Occurrences by Bias Type



Prepared by: Toronto Police Service
Intelligence Services
Source: General Occurrence Data
2016.01.13



XI. Toronto Population and Demographics

Toronto, with a population of 2.79 million people (5.5 million in the GTA-Greater Toronto Area), is heralded as one of the most multicultural cities in the world and is ranked as the safest large metropolitan area in North America by Places Rated Almanac.¹

The 2011 Census conducted by Statistics Canada provides the most current information regarding the population and religious demographic information for the City of Toronto (Figure 11.1 and 11.2). These charts are provided to give some context to the statistics in this report.

Figure 11.1: Visible Minority Population in Toronto
(Source: Statistics Canada, 2011)

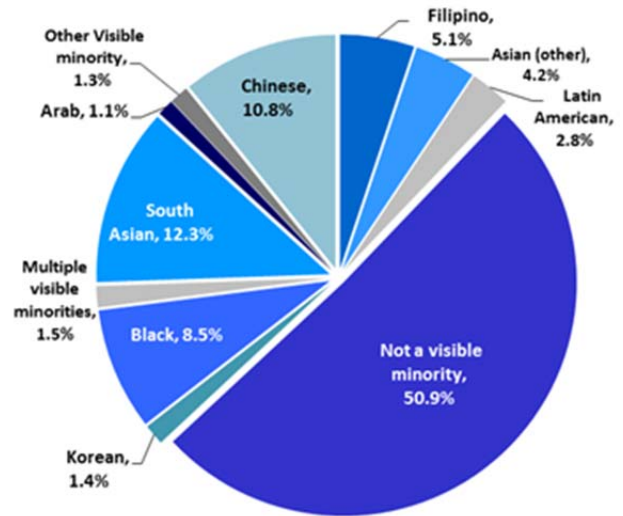
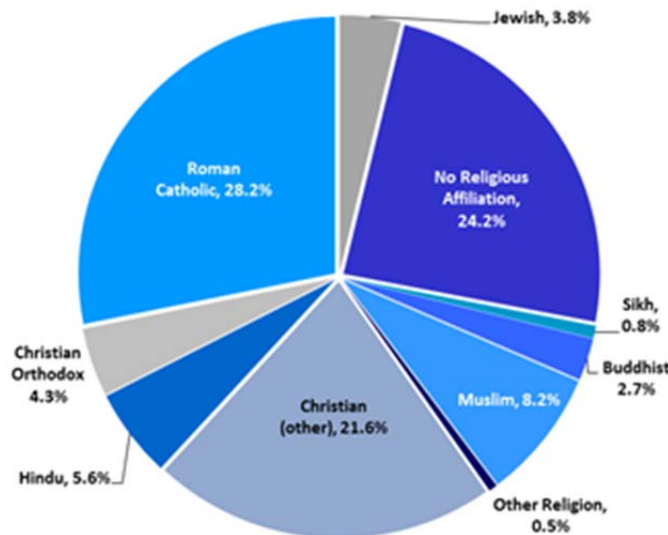


Figure 11.2 Religious Affiliations in Toronto
(Source: Statistics Canada, 2011)



In comparison to the 2006 Census there has been a decrease in the number of individuals who are identifying as “not a visible minority” (53.1% versus 50.9%).² Since 2006, increases in visible minority populations were observed within the Arab, South Asian, Southeast Asian and Latin American communities (Figure 11.1).

As noted earlier in the report, the most targeted groups in Toronto in 2015 were the Jewish community, followed by the LGBTQ community, the Muslim community and the Black community.

¹ City of Toronto. (1998-2015). “Diversity Toronto Facts – Your City”, (Viewed on February 2, 2015 from <http://www1.toronto.ca/wps/portal/contentonly?vgnextoid=dbe867b42d853410VgnVCM10000071d60f89RCRD&vgnextchannel=57a12cc817453410VgnVCM10000071d60f89RCRD>)

² Toronto Police Service. (2013). *2012 Annual Hate/Bias Crime Statistical Report*. Hate Crime Unit, Intelligence Services.



Toronto Police Service – Hate Crime Unit
Annual Hate/Bias Crime Statistical Report
2015



According to the 2011 Census published by Statistics Canada:

The Jewish community makes up 3.8% of the religious population in the City of Toronto but was victimized in approximately 23% of the total hate/bias crimes in 2015; and

The Black community and the Muslim community constitute 8.5% and 8.2% of the visible minority population respectively but were victimized in approximately 15% and 20% of the total hate/bias crimes in 2015.

According to the 2009 General Social Survey on Victimization (GSS) conducted by Statistics Canada, 2% of Canadians aged 18 to 59 reported that they consider themselves to be homosexual or bisexual.³ It is of significance to note the question on the GSS was voluntary and not inclusive of Transgendered individuals; therefore, this rate is likely underreported and not an accurate depiction of the population of the LGBTQ community in Canada. Despite the lack of accurate statistics in this area, what is known is that the LGBTQ community was victimized in approximately 22% of the total hate/bias crimes in 2015.

³ Statistics Canada. (2010). *Gay Pride...by the Numbers*. (Retrieved on January 8th, 2014, from http://www42.statcan.gc.ca/smr08/2011/smr08_158_2011-eng.htm).



Toronto Police Service – Hate Crime Unit
Annual Hate/Bias Crime Statistical Report
2015



XII. Hate Crime Unit Education and Community Outreach Initiatives

Intelligence Gathering and Investigative Support Role

The HCU exchanges information through its networks with the Toronto Police Service, provincial, national and international police services and other law enforcement agencies.

In 2015:

The HCU continued to be an active partner of the provincial Hate Crime Extremism Investigative Team (HCEIT). The HCEIT consists of members from fifteen Ontario police services that receive provincial funding for the joint collection and sharing of information, enforcement and education on hate/bias crimes. In 2015, representatives included members from the following police services:

- Brantford Police Service
- Durham Regional Police Service
- Guelph Police Service
- Halton Regional Police Service
- Hamilton Police Service
- London Police Service
- Niagara Regional Police Service
- Ontario Provincial Police Service
- Ottawa Police Service
- Peel Regional Police
- Stratford Police Service
- Toronto Police Service
- Waterloo Regional Police Service
- Woodstock Police Service and
- York Regional Police

In order to ensure public safety and/or assess the presence of criminality, the HCU attended and monitored events involving potential hate/bias activity as well as public demonstrations with political or ideological overtones where the involved groups were strongly opposed to one another.

The HCU provided police divisions with ongoing investigative support, case tracking and relevant intelligence exchange.

Training and Education

Throughout 2015, HCU members attended provincial hate crime and extremism training relating to hate/bias crime laws and trends, investigative strategies and the prosecution of hate crimes



Toronto Police Service – Hate Crime Unit Annual Hate/Bias Crime Statistical Report 2015



with police services, community agencies and partners from across North America in Toronto and Niagara Falls.

In June 2015, the HCU hosted the annual divisional Hate Crime Coordinators (HCC) meeting with HCC's from the Service's 17 police divisions. The purpose of the meeting was to review and discuss divisional hate/bias criminal cases, current case law and other issues relating to hate/bias crimes.

In October 2015, the HCU assisted in creating materials that included an information booklet and training video for the Service's front-line officers. The information booklet and video provides tools, resources and procedures for hate/bias crimes and criminal extremism.

In 2012, the Ontario Police College (OPC) in partnership with HCEIT created an Advanced Hate Crime Investigators Course for police officers. The course focuses on an enhanced understanding of the investigation of hate/bias crimes and the application of federal legislation to hate propaganda. The course was offered at OPC in August and October 2015. The course was attended by members from Ontario police services, including divisional hate crime investigators. This course will continue to be offered in 2016.

In addition, throughout 2015 the HCU met with members of the community and presented on the subject of hate/bias crimes to schools, government and community organizations as requested.

Community Outreach

In 2015, the HCU consulted with many diverse community organizations and representatives for the purposes of education, negotiation, mediation for public order and safety and to address community concerns specific to hate/bias crimes.

In 2015, the HCU collaborated with the Divisional Policing Support Unit, Muslim Liaison Officer regarding outreach within the Muslim Community. In November 2015, the Muslim liaison officer attended and participated at a local conference on the subject of hate/bias crimes and discrimination with members of local government and social agencies, community leaders and police officers.

The HCU continued its partnership with the Divisional Policing Support Unit and the LGBTQ Liaison Unit to provide local and international education on LGBTQ awareness including support of the Report Homophobic Violence Period Program and the Trans Media Campaign.

The "Report Homophobic Violence, Period" (RHVP) campaign is a public awareness and education campaign which focuses on youth 13 to 25 years of age and addresses the issue of homophobic and transphobic bullying and violence.

RHVP is an initiative of the Service's LGBTQ Community Consultative Committee and was developed in 2007 by the Service in partnership with a large number of community partners and community service providers.



Toronto Police Service – Hate Crime Unit Annual Hate/Bias Crime Statistical Report 2015



The Trans Media Campaign was initiated in 2014 by the LGBTQ Liaison Unit in partnership with Corporate Communications to increase reporting, decrease attacks against the Trans community, educate Service members about the Trans community and improve the relationship between the Service and the Trans community. In 2015, Crime Stoppers partnered with Trans Media Campaign members to address hate/bias crimes against the Trans community. Preparations for the Trans Media Campaign continue and it is anticipated that it will formally launched via social media, printed materials, community newspapers and the Service's intranet in 2016.

Media Outreach

HCU members continue to provide interviews to local and national media on a variety of hate/bias crime issues upon request.

The HCU is committed to the prevention and investigation of hate/bias motivated crimes and to the education of our police and community partners. Open consultation with the community in a mutually supportive manner is recognized as the most effective way of achieving these goals.



Toronto Police Service – Hate Crime Unit
Annual Hate/Bias Crime Statistical Report
2015



Appendix A – 2014 Completed Hate/Bias Court Dispositions

The dispositions set out in Table A.1 and Table A.2 below includes all hate/bias criminal proceedings which concluded in the judicial system in the year 2015. The occurrences that led to these criminal proceedings transpired between 2010 and 2015.

Persons are at times charged with a number of offences, not all of which are hate/bias motivated. Some of the cases below include non-hate motivated charges such as failure to comply probation; however, all charges (hate/bias and non-hate/bias) have been listed in Table A and B to accurately reflect sentencing dispositions.

Table A.1: 2014 Completed Cases (2014 occurrences)

CHARGES	DISPOSITION
2015	
1. Threatening Bodily Harm	1. Guilty Plea - 36 days jail, 2 years probation, 99 days pre-sentence custody
2. Fail to Comply Probation	2. Guilty Plea
1. Aggravated Assault 2. Assault Bodily Harm 3. Assault 4. Possession of Cannabis	1. Withdrawn - mental health diversion 2. Withdrawn – mental health diversion 3. Withdrawn 4. Withdrawn
1. Public Mischief 2. Mischief Under 3. Common Nuisance 4. Obstruct Police Officer	1. Withdrawn 2. Withdrawn 3. Withdrawn 4. Withdrawn
1. Assault Causing Bodily Harm	1. Guilty Plea –72 days pre-sentence custody, 160 days jail, 18 months probation



Toronto Police Service – Hate Crime Unit
Annual Hate/Bias Crime Statistical Report
2015



Table A.2 2015 Completed Cases (2010-2015 Occurrences)

CHARGES	DISPOSITION
2013	
<ol style="list-style-type: none"> 1. Assault 2. Assault 3. Assault 	<ol style="list-style-type: none"> 1. Withdrawn 2. Guilty Plea - 2 days pre-sentence custody, 18 months probation 3. Guilty Plea - 2 days pre-sentence custody, 18 months probation
2014	
<ol style="list-style-type: none"> 1. Assault 2. Possession of Weapon 3. Carry Concealed Weapon 	<ol style="list-style-type: none"> 1. Withdrawn – peace bond 12 months, \$500 no surety/deposit 2. Peace bond 3. Peace bond
<ol style="list-style-type: none"> 1. Assault 2. Assault 	<ol style="list-style-type: none"> 1. Withdrawn – peace bond 12 months, \$250 no surety/deposit 2. Withdrawn – peace bond 12 months, \$250 no surety/deposit
<ol style="list-style-type: none"> 1. Assault 	<ol style="list-style-type: none"> 1. Guilty Plea - conditional discharge – 12 months probation, DNA order and weapons prohibition
<ol style="list-style-type: none"> 1. Assault 2. Assault 	<ol style="list-style-type: none"> 1. Guilty Plea - suspended sentence and 12 months probation 2. Guilty Plea – suspended sentence and 12 months probation
<ol style="list-style-type: none"> 1. Assault 2. Assault with a weapon 	<ol style="list-style-type: none"> 1. Withdrawn - peace bond 2. Withdrawn - peace bond
<ol style="list-style-type: none"> 1. Threatening Bodily Harm 2. Cause Disturbance 3. Utter Threats 	<ol style="list-style-type: none"> 1. Withdrawn - mental health diversion 2. Withdrawn - mental health diversion 3. Withdrawn - mental health diversion
<ol style="list-style-type: none"> 1. Assault 2. Threatening bodily harm 3. Criminal Harassment 	<ol style="list-style-type: none"> 1. Withdrawn 2. Peace bond 3. Withdrawn



Toronto Police Service – Hate Crime Unit
 Annual Hate/Bias Crime Statistical Report
 2015



1. Assault	1. Withdrawn
1. Assault	1. Withdrawn
1. Utter Threats	1. Withdrawn
1. Assault 2. Fail to Comply Probation	1. Guilty Plea - suspended sentence, 12 months probation, 5 days pre-sentence custody 2. Withdrawn
1. Threatening Person	1. Withdrawn - mental health diversion - peace bond, \$500 no surety/deposit
1. Assault 2. Assault	1. Withdrawn 2. Withdrawn



Toronto Police Service – Hate Crime Unit
Annual Hate/Bias Crime Statistical Report
2015



Appendix B - 2015 Offence Locations

	Aggravated Assault	Assault	Assault Causing Bodily Harm	Assault with a Weapon	Criminal Harassment	Mischief Interfere With Property	Mischief to Religious Property	Mischief Under	Robbery	Theft Under	Threatening Bodily Harm	Threatening Death	Utter Threats	Total
Apartment Building parking lot, stairwell, elevator, lobby, hallway door				1	5	2		23		1	1	2		35
Business/Retail Various Types	1	1	1		3	1		4			3	1		15
Community Centre Cultural Organizations				1	1			1						3
Government				1	2	1		3			1			8
House Garage , Vehicle		1		3	3	1		6		1				15
Internet/Mail Website, Social Media, Email, Cell phone					1			1			2	1		5
Medical Facility Hospital, Medical office								1			1		1	3
Parks									1			1		2
Public Transit Subway Station, Subway Train, Street Car, Via Rail, Go Station		5			2			2						9
Religious Facilities Church, Synagogue, Temples, Mosques							1							1
Schools Public-Elementary, Middle, High, Private Academy, College, Montessori, University, Daycare				1	1			9						11
Street Laneway, Vehicle		10	1	2	1			9	1		2		1	27
Totals	1	17	2	9	19	5	1	59	2	2	10	5	2	134



Toronto Police Service – Hate Crime Unit
Annual Hate/Bias Crime Statistical Report
2015



Appendix C - 2015 Breakdown of Offences by Division

11 Division	13 Occurrences	22 Division	9 Occurrences
<i>Victim Group</i>	<i>Offence</i>	<i>Victim Group</i>	<i>Offence</i>
LGBTQ	Assault	Black	Criminal Harassment
LGBTQ	Assault	Black	Mischief Interfere With Property
LGBTQ	Assault with a Weapon	Black	Mischief Interfere With Property
LGBTQ	Mischief Interfere With Property	Jewish-Muslim	Mischief Under
Black	Mischief Under	Black	Mischief Under
Jewish	Mischief Under	LGBTQ	Mischief Under
Jewish	Mischief Under	White	Mischief Under
Jewish	Mischief Under	Jewish	Mischief Under
Jewish-Black	Mischief Under	LGBTQ	Threatening Bodily Harm
LGBTQ	Mischief Under		
LGBTQ	Mischief Under		
LGBTQ	Theft Under		
LGBTQ	Threatening Death		
12 Division	1 Occurrence	23 Division	4 Occurrences
<i>Victim Group</i>	<i>Offence</i>	<i>Victim Group</i>	<i>Offence</i>
Jewish	Mischief Under	Jewish	Mischief Under
		Jewish	Mischief Under
		Black	Mischief Under
		Black	Mischief Under
13 Division	2 Occurrences	31 Division	9 Occurrences
<i>Victim Group</i>	<i>Offence</i>	<i>Victim Group</i>	<i>Offence</i>
Jewish	Assault	Black	Assault
LGBTQ	Assault with a Weapon	Black	Assault with a Weapon
		Muslim	Criminal Harassment
		Muslim	Mischief Under
		Jewish	Mischief Under
		Muslim	Mischief Under
		Jewish	Mischief Under
		Jewish	Mischief Under
		LGBTQ	Threatening Bodily Harm
14 Division	12 Occurrences		
<i>Victim Group</i>	<i>Offence</i>		
Chinese	Assault		
LGBTQ	Criminal Harassment		
Black	Criminal Harassment		
Jewish	Mischief Interfere With Property		
Muslim	Mischief Interfere With Property		
Jewish	Mischief Under		
LGBTQ	Mischief Under		
LGBTQ	Mischief Under		
Jewish	Mischief Under		
Jewish	Mischief Under		
Muslim	Threatening Bodily Harm		
LGBTQ	Threatening Bodily Harm		



Toronto Police Service – Hate Crime Unit
Annual Hate/Bias Crime Statistical Report
2015



32 Division	19 Occurrences	42 Division	1 Occurrence
<i>Victim Group</i>	<i>Offence</i>	<i>Victim Group</i>	<i>Offence</i>
White	Assault	Muslim	Threatening Death
Jewish	Criminal Harassment		
Jewish	Criminal Harassment	43 Division	9 Occurrences
LGBTQ	Criminal Harassment	<i>Victim Group</i>	<i>Offence</i>
African-Black	Mischief Under	LGBTQ	Assault
Black-Muslim	Mischief Under	Muslim	Assault
Jewish	Mischief Under	Chinese	Assault with a Weapon
Jewish	Mischief Under	Muslim	Criminal Harassment
Jewish	Mischief Under	Palestinian	Mischief Under
Jewish	Mischief Under	Black	Mischief Under
Jewish	Mischief Under	Muslim	Threatening Bodily Harm
White	Mischief Under	White	Threatening Death
Jewish	Mischief Under	Black	Utter Threats
Jewish	Mischief Under		
Italian	Mischief Under	51 Division	7 Occurrences
Mexican	Mischief Under	<i>Victim Group</i>	<i>Offence</i>
Muslim	Threatening Bodily Harm	LGBTQ	Assault
Jewish	Threatening Bodily Harm	LGBTQ	Assault
Black	Threatening Bodily Harm	Muslim	Assault
		Jewish	Criminal Harassment
		Muslim	Criminal Harassment
		Israeli	Mischief Under
		LGBTQ	Utter Threats
33 Division	5 Occurrences	52 Division	11 Occurrences
<i>Victim Group</i>	<i>Offence</i>	<i>Victim Group</i>	<i>Offence</i>
Muslim	Assault	Chinese	Aggravated Assault
Muslim	Criminal Harassment	Muslim	Assault
Jewish-Black	Mischief Under	Muslim	Assault
LGBTQ	Mischief Under	Chinese	Assault Causing Bodily Harm
Jewish	Mischief Under	Jewish-Black	Criminal Harassment
		Muslim	Criminal Harassment
41 Division	5 Occurrences	Jewish	Mischief Under
<i>Victim Group</i>	<i>Offence</i>	Jewish	Mischief Under
Black	Assault	Jewish	Theft Under
Muslim	Assault with a Weapon	LGBTQ	Threatening Death
Hispanic	Criminal Harassment	Muslim	Threatening Death
Black-LGBTQ	Mischief Under		
Muslim	Robbery		



Toronto Police Service – Hate Crime Unit
Annual Hate/Bias Crime Statistical Report
2015



53 Division		2 Occurrences	
<i>Victim Group</i>		<i>Offence</i>	
Black		Assault	
Jewish-LGBTQ		Criminal Harassment	

54 Division		12 Occurrences	
<i>Victim Group</i>		<i>Offence</i>	
Muslim		Assault	
Black		Assault Causing Bodily Harm	
Black-LGBTQ		Assault with a Weapon	
LGBTQ		Assault with a Weapon	
Black-Pakistani		Mischief Under	
Pakistani		Mischief Under	
Jewish		Mischief Under	
White		Mischief Under	
Muslim		Mischief Under	
Muslim		Mischief Under	
Muslim		Robbery	
Black		Threatening Bodily Harm	

55 Division		13 Occurrences	
<i>Victim Group</i>		<i>Offence</i>	
LGBTQ		Assault with a Weapon	
Black		Assault with a Weapon	
Black		Criminal Harassment	
LGBTQ		Criminal Harassment	
Black		Criminal Harassment	
Muslim		Criminal Harassment	
Christian		Mischief to Religious Property	
Chinese		Mischief Under	
LGBTQ		Mischief Under	
LGBTQ		Mischief Under	
Chinese		Mischief Under	
Muslim		Mischief Under	
LGBTQ		Threatening Bodily Harm	



Toronto Police Service – Hate Crime Unit
Annual Hate/Bias Crime Statistical Report
2015



Appendix D – 2015 Breakdown by Victim Group and Offence

<i>Bias Type</i>	<i>Victim Group</i>		<i>Type of Offence</i>	
Ethnicity (ET)	Chinese	4	Aggravated Assault	1
			Assault	1
			Assault Causing Bodily Harm	1
			Assault with a Weapon	1
	Hispanic	1	Criminal Harassment	1
	Pakistani	1	Mischief Under	1
Total Occurrences: 6				
Multi-Bias (MU)	African-Black	1	Mischief Under	1
	Black-LGBTQ	2	Assault with a Weapon	1
			Mischief Under	1
	Black-Muslim	1	Mischief Under	1
	Black-Pakistani	1	Mischief Under	1
	Jewish-Black	3	Criminal Harassment	1
			Mischief Under	2
	Jewish-LGBTQ	1	Criminal Harassment	1
Jewish-Muslim	1	Mischief Under	1	
Total Occurrences: 10				
Nationality (NA)	Chinese	2	Mischief Under	2
	Israeli	1	Mischief Under	1
	Italian	1	Mischief Under	1
	Mexican	1	Mischief Under	1
	Palestinian	1	Mischief Under	1
Total Occurrences: 6				
Race (RA)	Black	20	Assault	3
			Assault Causing Bodily Harm	1
			Assault with a Weapon	2
			Criminal Harassment	4
			Mischief Interfere With Property	2
			Mischief Under	5
			Threatening Bodily Harm	2
	Utter Threats	1		
	White	5	Assault	1
			Mischief Under	3
			Threatening Death	1
Total Occurrences: 25				



Toronto Police Service – Hate Crime Unit
Annual Hate/Bias Crime Statistical Report
2015



<i>Bias Type</i>	<i>Victim Group</i>		<i>Type of Offence</i>	
Religion (RE)	Christian	1	Mischief to Religious Property	1
	Jewish	31	Assault	1
			Criminal Harassment	3
			Mischief Interfere With Property	1
			Mischief Under	24
			Theft Under	1
			Threatening Bodily Harm	1
	Muslim	26	Assault	6
			Assault with a Weapon	1
			Criminal Harassment	6
			Mischief Interfere With Property	1
			Mischief Under	5
			Robbery	2
			Threatening Bodily Harm	3
			Threatening Death	2
Total Occurrences: 58				
Sex	LGBTQ	2	Threatening Death	2
	Total Occurrences: 2			
Sexual Orientation (SO)	LGBTQ	27	Assault	5
			Assault with a Weapon	4
			Criminal Harassment	3
			Mischief Interfere With Property	1
			Mischief Under	8
			Theft Under	1
			Threatening Bodily Harm	4
			Utter Threats	1
Total Occurrences: 27				