

**2008**

**ANNUAL STATISTICAL REPORT**



**TORONTO POLICE SERVICE**



TABLE OF CONTENTS

<b>GLOSSARY .....</b>	<b>1</b>
<b>INTRODUCTION AND HIGHLIGHTS .....</b>	<b>3</b>
<b>STATISTICS AT A GLANCE .....</b>	<b>4</b>
<b>PERSONNEL AND BUDGET</b>	
UNIFORM STRENGTH, EXPENDITURES & DISTRIBUTION .....	5
GROSS OPERATING BUDGET .....	5
POLICE PERSONNEL BY RANK AND CLASSIFICATION .....	6
POLICE PERSONNEL BY DIVISION AND FIELD COMMAND .....	7
<b>COMMUNICATIONS</b>	
CALLS RECEIVED AT COMMUNICATIONS CENTRE .....	8
CLASSIFICATION OF INCOMING CALLS (CALLS FOR SERVICE) .....	8
AT&T LANGUAGE LINE SERVICE .....	8
ALARM CALLS .....	8
<b>MISCELLANEOUS STATS</b>	
COMMUNITY BASED POLICING .....	9
MAJOR CULTURAL AND OTHER EVENTS .....	9
HATE/BIAS .....	9
INDUSTRIAL LIAISON .....	9
CRIME STOPPERS .....	9
FLEET .....	9
<b>COMPLAINTS AGAINST POLICE</b>	
COMPLAINTS INVESTIGATED .....	10
ALLEGATION TYPE .....	10
INVESTIGATION OUTCOME .....	10
<b>GENERAL DATA BY DIVISION AND COMMAND</b>	
POPULATION/EXPENDITURE/SIZE .....	11
DISPATCHED CALLS FOR SERVICE .....	11
STOLEN/RECOVERED VEHICLES .....	11
STOLEN BICYCLES .....	11
<b>GENERAL CRIME INFORMATION</b>	
OFFENCE TOTALS	
<i>Overall Crime</i> .....	12
<i>Homicides</i> .....	12
<i>Robberies (Financial Institutions)</i> .....	12
<i>Break and Enters</i> .....	13
<i>Sexual Assaults</i> .....	14
<i>Non-Sexual Assaults</i> .....	14
<i>All Robberies</i> .....	14
CRIMES REPORTED BY CATEGORY OVER LAST FIVE YEARS .....	
CRIMES REPORTED BY CATEGORY BY UNIT .....	16
OFFENCE TOTALS BY VICTIM AGE AND GENDER	
<i>Sexual Assaults</i> .....	17
<i>Non-Sexual Assaults</i> .....	17
<i>All Robberies</i> .....	17
<i>All Violent Offences</i> .....	18
SELECTED OFFENCES AGAINST POLICE .....	
PERSONS CHARGED BY ACCUSED AGE AND GENDER	
<i>All Violent Offences</i> .....	18

## TABLE OF CONTENTS

<i>Break and Enter</i> .....	19
<i>Non-Sexual Assaults</i> .....	19
<i>Sexual Assaults</i> .....	19
<i>Robbery</i> .....	20
<i>Controlled Drugs and Substances Act</i> .....	20
<i>Drinking and Driving</i> .....	20
 <b>CRIMINAL CODE OFFENCES REPORTED AND CLEARED</b>	
COMMAND AND SERVICE TOTALS.....	21
CENTRAL FIELD	
<i>11-14 Division</i> .....	22
<i>51-55 Division</i> .....	23
AREA FIELD	
<i>22-23 Division</i> .....	24
<i>31-33 Division</i> .....	24
<i>41-43 Division</i> .....	25
 <b>TRAFFIC COLLISIONS AND OFFENCES</b>	
COLLISIONS	
<i>Fatalities</i> .....	26
<i>Persons Injured</i> .....	26
<i>Property Damage</i> .....	26
PERSONS CHARGED AND R.I.D.E. DATA	
<i>Criminal Code Driving Offences By Unit</i> .....	27
<i>R.I.D.E. Information</i> .....	27
<i>Criminal Code Driving Offences By Accused Age and Gender</i> .....	28
 <b>PERSONS CHARGED/CHARGES LAID</b>	
CRIMINAL CODE/ FEDERAL STATUTE - CHARGES LAID BY UNIT.....	29
PROVINCIAL OFFENCE AND BY-LAWS - CHARGES LAID BY UNIT.....	30
 <b>FIREARM SEIZURES AND THEFTS</b>	
SEIZURES.....	31
REPORTED STOLEN.....	31
THEFTS - BY PREMISE TYPE.....	31
CRIME GUN - FIREARM TYPE.....	32
CRIME GUN - FIREARM CLASSIFICATION.....	32
STOLEN FIREARMS – RECOVERED BY TORONTO POLICE SERVICE.....	32
TOP 10 MANUFACTURERS BY FIREARM TYPE.....	33
TOP 5 CALIBRES BY FIREARM TYPE.....	33
TYPES OF FIREARMS STOLEN AND RECOVERED IN TORONTO.....	33
TOP 20 OFFENCES RELATED TO FIREARMS SEIZED.....	34
SHOOTING LOCATIONS.....	34
 FIREARMS CLASSIFICATION DEFINITIONS.....	 APPENDIX A
(Refers to Crime-Gun Firearms Classification on page 32)	

**% CHANGE:**

The percent increase or decrease from the previous year.

**% CLEAR:**

The percentage of offences reported in a given year which have been cleared.

**Adult:**

A person who is 18 years of age or greater.

**A.F.C.:**

Area Field Command

**C.F.C.:**

Central Field Command

**Cleared:**

An offence can be considered cleared when a charge is laid, recommended or the person(s) who committed the offence has been identified and no charge has been laid for some reason.

**Criminal Code Traffic Offences:**

Includes dangerous driving, impaired driving, refuse breath/blood sample and failure to remain at the scene of an accident.

**Drug Offences:**

Involves offenders under the Controlled Drugs and Substances Act. These offences include possession, trafficking, import/export, and production of various illicit, controlled and restricted drugs.

**Municipal Bylaws:**

Includes violations under the City of Toronto Municipal By-Laws.

**NSA:**

Not Specified Area. Generally these relate to offences that have been reported to the Service but occurred outside Toronto or at an undetermined location.

**Offence:**

An offence is categorized as a violation against any Federal, Provincial or Municipal statute/by-law.

**Other Criminal Code Offences:**

Any other Criminal Code offences. For example bail violations, arson, and disturbing the peace are included in other Criminal Code Offences.

**Other Federal Statutes:**

Any Federal statute other than the Criminal Code and Controlled Drugs and Substances Act..

**Persons Charged:**

A person that is arrested and/or charged with an offence.

**Property Offences:**

Property crime includes unlawful acts committed for the purpose of attaining or interfering with the use of property, but does not involve the use or threat of violence against an individual. Property crime includes actual and attempted motor vehicle theft, other theft, actual and attempted break and enter, possession of stolen property, mischief and fraud.

**Provincial Acts:**

Includes all violations under Provincial statutes with the exception of traffic related statutes. Some examples include the Coroner's Act, Environmental Protection Act, Mental Health Act and the Liquor Licence Act.

## GLOSSARY

**Rate:**

Rate of crime per 100,000 population.

**Reported:**

Number of Offences Reported.

**Violent Offences:**

Crimes involving the application or threat of application of force to a person. They include homicide, attempted murder, sexual assault, non-sexual assault, other sexual offences, abduction and robbery.

**Young Offender:**

A Person who is between 12 and 17 years of age.

**Crime Gun:**

The National Weapons Enforcement Support Team (NWEST) defines a crime gun as “any firearm that is illegally possessed, used in crime or suspected to have been used in a crime, or has an obliterated serial number”

## INTRODUCTION AND HIGHLIGHTS

### **Source Data:**

The crime related data contained in this report are derived from a number of computer sources. These systems include, but are not limited to:

eCOPS	-	Enterprise Case Occurrence Processing System
COPS	-	Computerized Occurrence Processing System
CIPS	-	Criminal Information Processing System

These systems are continuously being updated and as a result some changes to statistics published in previous statistical reports should be expected.

Crime statistics contained in this report are based on the date that the information was reported or became known to police. This is done to minimize changes in reported statistics year over year and to enable some degree of comparability with statistics reported by Statistics Canada.

Other data comes from a mixture of automated and manual systems maintained by the individual units responsible.

### **Comparing Crime Statistics:**

The statistics in this report count all offences reported to the police. As a result, a single incident reported to police may generate more than one offence.

It is not recommended that the crime statistics in this report be compared to crime statistics prepared by other agencies due to the fact that different methods of categorization, geographic, technical, data and time constraints may affect the outcome.

Although comparing exact numbers is not recommended, the general trends and magnitude of change should be similar regardless of the counting method.

Detailed information pertaining to Statistics Canada crime reporting method can be found in the Uniform Crime Reporting Survey documents posted on the Statistics Canada website, <http://www.statcan.gc.ca>.

### **Highlights:**

In 2008 there was a 6% decrease in overall reported crime. This translates to a reduction of approximately 12,000 offences.

Murders showed a marked decrease, 16.7% over the previous year from 84 to 70.

Violent crime was down as well with a decrease of 3.3 %, numbering almost 1,000 fewer crimes.

Sexual Assaults up by approximately 1% (23 reported crimes) after dropping 3.8% in 2007 and 7.5% in 2006.

Vehicles reported stolen decreased by 21%, with a little over 1,700 fewer vehicles taken in 2008 as compared to the previous year.

The R.I.D.E. statistics for 2008 show that the number of charges laid increased by 11% despite 4% fewer vehicles stopped.

STATISTICS AT A GLANCE

Total Criminal Code			
2007	2008	Change	%change
201,705	189,881	-11,824	-5.9

Crimes Against Person			
Violent Crime			
2007	2008	Change	%change
33,750	32,648	-1,102	-3.3
Murders			
2007	2008	Change	%change
84	70	-14	-16.7
Sexual Assaults*			
2007	2008	Change	%change
2,489	2,512	23	0.9
Non-Sexual Assaults			
2007	2008	Change	%change
24,759	23,883	-876	-3.5
Robberies (Financial)			
2007	2008	Change	%change
167	207	40	24.0
Robberies (Other)			
2007	2008	Change	%change
5,541	5,282	-259	-4.7

Crimes Related to Property			
Property Crime			
2007	2008	Change	%change
114,483	107,134	-7,349	-6.4
Break and Enter (House) **			
2007	2008	Change	%change
4,888	5,071	183	3.7
Break and Enter (Apartment) **			
2007	2008	Change	%change
4,402	3,804	-598	-13.6
Break and Enter (Business) **			
2007	2008	Change	%change
5,013	4,035	-978	-19.5
Stolen Vehicles			
2007	2008	Change	%change
8,506	6,687	-1,819	-21.4
Other Crime			
2007	2008	Change	%change
49,317	45,921	-3,396	-6.9

Traffic Related Information			
Collisions (Fatalities)			
2007	2008	Change	%change
48	51	3	6.3
Collisions (Injury)			
2007	2008	Change	%change
11,632	10,896	-736	-6.3
Collisions (Property Damage)			
2007	2008	Change	%change
44,394	44,714	320	0.7
Criminal Code Traffic			
2007	2008	Change	%change
4,155	4,178	23	0.6
R.I.D.E Vehicles Stopped			
2007	2008	Change	%change
426,485	409,249	-17,236	-4.0
R.I.D.E. Charges Laid			
2007	2008	Change	%change
344	380	36	10.5

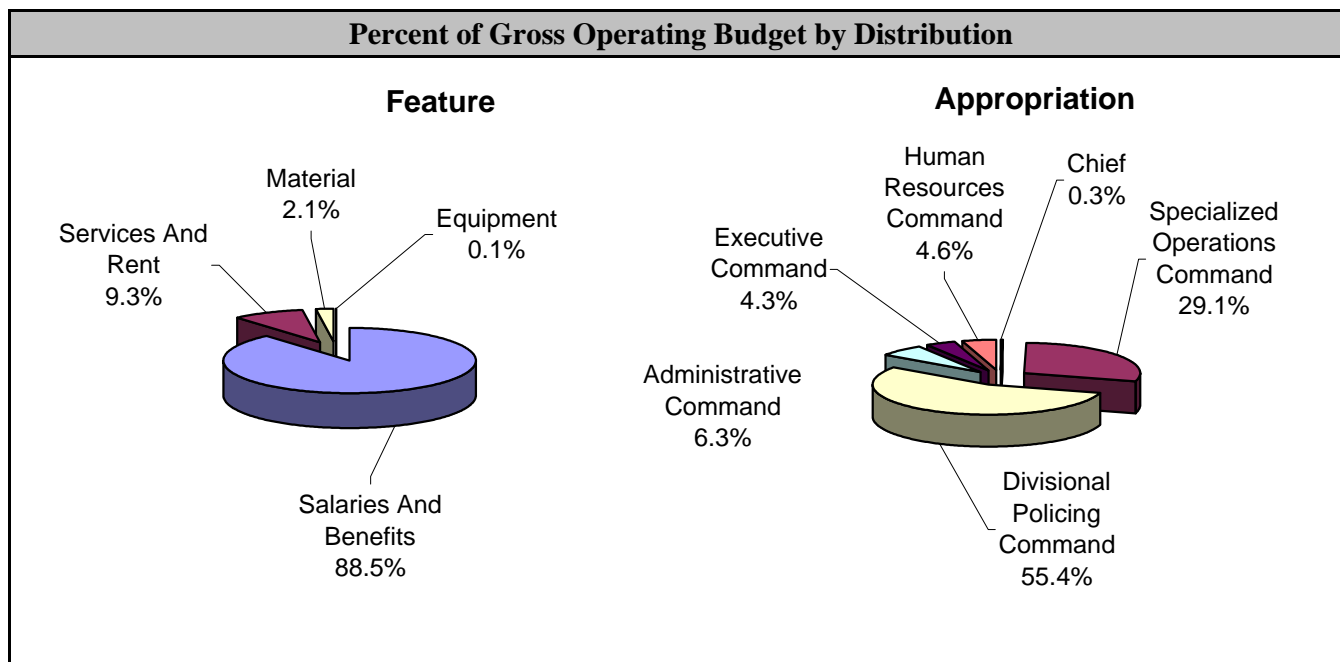
\*Includes "non-assaultive" sexual offences (e.g. Invitation to Sexual Touching, Sexual Exploitation etc)

\*\*In this report: Includes attempt break and enter

Uniform Strength and Expenditures					
	2004	2005	2006	2007	2008*
Population Served	2,669,936	2,696,909	2,724,784	2,750,360	<b>2,776,175</b>
Uniform Strength	5,227	5,376	5,557	5,557	<b>5,457</b>
Uniform Strength:Population	1:509	1:516	1:507	1:495	<b>1:509</b>
Actual Expenditures (Gross)	708,864,300	760,791,946	807,718,098	829,038,200	<b>881,825,300</b>
Per Capita Cost*	265.5	282.1	296.4	301.4	<b>317.6</b>

\* Estimate (based on projected expenditures).

Gross Operating Budget			
Year	Budget (\$)	Change	% Change
2004	707,767,900	46,088,900	5.6
2005	753,856,800	39,866,500	6.5
2006	790,965,700	38,072,500	4.9
2007	829,038,200	42,090,212	5.3
<b>2008</b>	<b>881,825,300</b>	<b>52,787,100</b>	<b>6.4</b>



PERSONNEL AND BUDGET

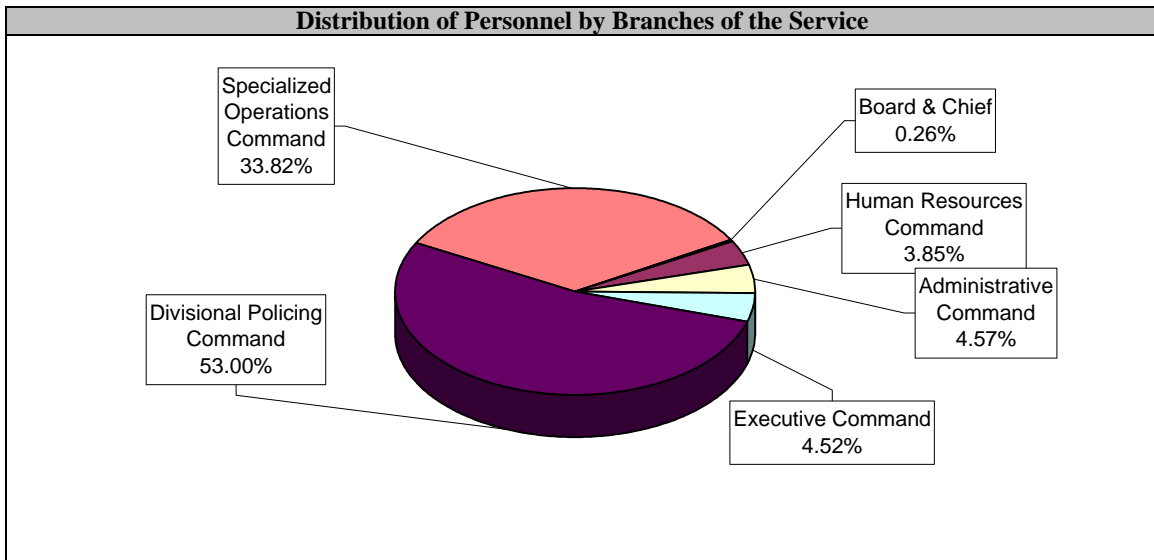
Uniform Staff					
Rank	2004	2005	2006	2007	2008
Chief	1	1	1	1	1
Deputy Chief	1	4	4	4	4
Staff Superintendent	7	6	6	6	6
Superintendent	22	22	22	24	23
Staff Inspector	25	24	24	23	21
Inspector	34	35	40	41	43
Staff Sergeant/Detective Sergeant	266	271	262	275	268
Sergeant/Detective	911	903	925	948	959
Police Constable	3,975	3,961	4,092	4,235	4,132
<b>Total Uniform Strength</b>	<b>5,242</b>	<b>5,227</b>	<b>5,376</b>	<b>5,557</b>	<b>5,457</b>

Civilian Staff					
Classification	2004	2005	2006	2007	2008
Chief Administrative Officer- Policing	1	1	1	1	1
Director	5	5	6	6	6
Parking Enforcement Officer	359	383	375	401	402
Court Officer	353	373	373	457	458
Document Server	17	19	17	17	15
Communications Operator	222	228	227	231	237
Cadets-in-Training	111	250	289	124	276
Custodial Officer	5	5	5	5	5
Other Civilians	1,131	1,176	1,224	1,198	1,193
<b>Total Civilian Strength</b>	<b>2,204</b>	<b>2,440</b>	<b>2,517</b>	<b>2,440</b>	<b>2,593</b>
<b>Grand Total</b>	<b>7,446</b>	<b>7,667</b>	<b>7,893</b>	<b>7,997</b>	<b>8,050</b>

Other Staff					
Classification	2004	2005	2006	2007	2008
Auxiliary Personnel**	640	707	690	605	613
Temporary Employee	121	92	68	66	73
School Crossing Guard	699	693	708	730	734
Part-time Court Officer	175	159	185	147	138
Part-time Employee - other	121	108	73	78	85
<b>Total Other</b>	<b>1,756</b>	<b>1,759</b>	<b>1,724</b>	<b>1,626</b>	<b>1,643</b>

\* as of December 31, 2008, excludes those members in HRUGS/GA

\*\* includes other adult volunteers



PERSONNEL AND BUDGET

	Superintendent and Above	Staff Inspector	Inspector	Staff/Det. Sergeant	Sergeant/ Detective	Constable	Uniform Strength	Civilian* Strength	Total Strength	School Crossing Guard
<b>Central Field</b>										
CENTRAL FIELD COMMAND HQ	1	0	0	1	1	2	5	1	6	0
11 Division		1	1	6	32	131	171	9	180	36
12 Division	1	0	1	7	33	146	188	11	199	38
13 Division		1	1	7	33	141	183	10	193	50
14 Division	1	0	2	8	46	258	315	15	330	38
51 Division	1	0	1	8	37	213	260	13	273	31
52 Division	1	0	2	9	46	201	259	18	277	0
53 Division	0	1	1	7	32	138	179	9	188	62
54 Division	0	1	1	7	33	157	199	9	208	43
55 Division	1		1	8	36	174	220	15	235	59
<b>Central Field Total</b>	<b>6</b>	<b>4</b>	<b>11</b>	<b>68</b>	<b>329</b>	<b>1,561</b>	<b>1,979</b>	<b>110</b>	<b>2,089</b>	<b>357</b>
<b>Area Field</b>										
AREA FIELD COMMAND HQ**	2	0	0	3	5	10	20	3	23	0
22 Division	1	0	1	7	33	171	213	14	227	66
23 Division	1	0	1	7	30	183	222	10	232	62
31 Division	1	0	1	8	34	228	272	13	285	38
32 Division	1	0	1	7	32	182	223	12	235	49
33 Division		1	1	7	30	134	173	10	183	41
41 Division	1	0	1	7	39	204	252	13	265	42
42 Division	1	0	1	7	35	182	226	12	238	44
43 Division	1	0	1	7	34	209	252	12	264	35
<b>Area Field Total</b>	<b>9</b>	<b>1</b>	<b>8</b>	<b>60</b>	<b>272</b>	<b>1,503</b>	<b>1,853</b>	<b>99</b>	<b>1,952</b>	<b>377</b>
Policing Operations Command †	1	0	1	3	8	64	77	2	79	0
<b>Grand Total*</b>	<b>16</b>	<b>5</b>	<b>20</b>	<b>131</b>	<b>609</b>	<b>3,128</b>	<b>3,909</b>	<b>211</b>	<b>4,120</b>	<b>734</b>

\* does not include temporary and part-time civilian members

\*\*AFC includes members assigned to OSSG

† POC includes members assigned to TAVIS

COMMUNICATIONS

<b>Calls Received at Communications Centre</b>				
<b>Year</b>	<b>Emergency</b>	<b>Non-Emergency</b>	<b>Total</b>	<b>Dispatched Calls</b>
2004	1,000,898	901,869	1,902,767	869,590
2005	968,590	886,250	1,854,840	799,151
2006	917,675	873,639	1,791,314	835,091
2007	928,955	861,090	1,790,045	853,933
<b>2008</b>	<b>945,559</b>	<b>868,960</b>	<b>1,814,519</b>	<b>876,669</b>

<b>Alarm Calls</b>					
<b>Status</b>	<b>2004</b>	<b>2005</b>	<b>2006</b>	<b>2007</b>	<b>2008</b>
Valid Alarms	1,066	938	954	667	<b>571</b>
False Alarms	31,048	28,982	25,712	25,475	<b>24,509</b>
<b>Total</b>	<b>32,114</b>	<b>29,920</b>	<b>26,666</b>	<b>26,142</b>	<b>25,080</b>

<b>AT&amp;T Language Line Service (other than English)*</b>					
<b>Language</b>	<b>2004</b>	<b>2005</b>	<b>2006</b>	<b>2007</b>	<b>2008</b>
Chinese	1350(1)	1880(1)	1933(1)	1999(1)	<b>1996(1)</b>
Spanish	517(2)	496(2)	452(2)	576(2)	<b>786(2)</b>
Vietnamese	155(3)	187(3)	195(4)	162(6)	<b>214(3)</b>
Italian	149(5)	130(7)	166(6)	227(3)	<b>142(9)</b>
Portuguese	155(3)	179(4)	204(3)	219(4)	<b>199(4)</b>
Tamil	119(6)	155(6)	165(7)	170(5)	<b>173(6)</b>
Korean	150(4)	179(4)	156(8)	123(9)	<b>157(7)</b>
Russian	113(7)	159(5)	192(5)	134(7)	<b>192(5)</b>
French	98(9)	97(9)	116(9)	127(8)	<b>155(8)</b>
Polish	110(8)	85(10)	104(10)	80	<b>88</b>
Punjabi	55	63	76	65	<b>59</b>
Farsi	84(10)	105(8)	99	112(10)	<b>90(10)</b>
Greek	23	24	17	22	<b>22</b>
Hungarian	27	19	10	14	<b>9</b>
Arabic	25	18	21	22	<b>28</b>
Somali	21	31	17	27	<b>20</b>
Japanese	19	43	25	22	<b>22</b>
Hindi	27	22	33	29	<b>30</b>
Urdu	34	28	26	31	<b>21</b>
Turkish	21	15	20	26	<b>32</b>
German	6	6	10	5	<b>0</b>
Croatian	7	3	8	3	<b>1</b>
<b>Total</b>	<b>3,265</b>	<b>4,059</b>	<b>4,194</b>	<b>4,195</b>	<b>4,436</b>

\*Top Ten ranking shown in bracket

Including other non-English languages

MISCELLANEOUS STATISTICS

2008 COMMUNITY BASED POLICING STATISTICS		Attendance*
Police Liaison Committee Meetings held - Divisional		231
Police Consultative Committee meetings held - Community Mobilization only.		96
Presentations to community members, organizations, agencies or groups		3,501
Community meetings attended (excluding CPLC and CPCC).		2,676
School lectures/presentations given.		4,510
Lectures/presentations given to platoons, divisions or units.		1,319
<b>Events related to the following major cultural occasions planned, coordinated, assisted or attended</b>		
	Black History Month	46
	U.N. Day for the Elimination of Racial Discrimination	4
	Khalsa Day	8
	National Aboriginal Day	10
	Gay Pride	32
	Caribana	44
Other cultural events planned, coordinated or attended		
		523
Crime prevention lectures/presentations given dealing with personal safety (excluding family/relationship violence).		1,301
Lectures/presentations given regarding family/relationship violence.		356
Lectures/presentations given regarding child abuse/child protection (includes Internet safety).		685
Lectures/presentations given regarding elder abuse and senior citizen safety.		326
Lectures/presentations given on crime prevention topics (including those listed above).		2,930
Crime Prevention Through Environmental Design (CPTED) audits and community safety audits conducted.		1,100

\*(estimated audience)

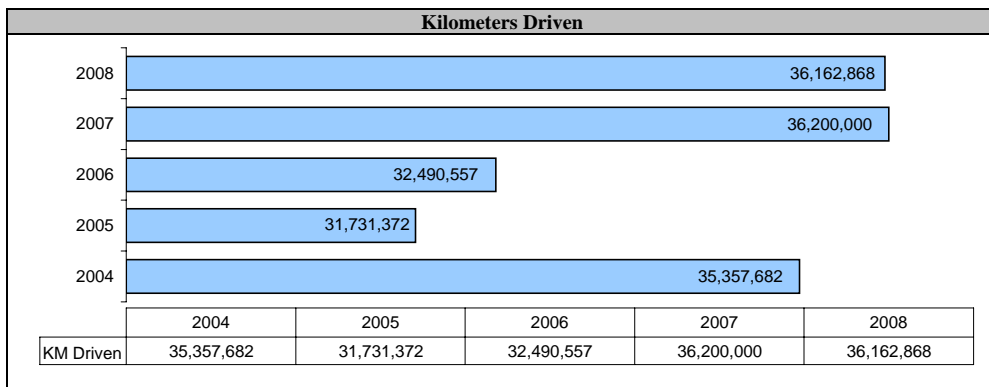
Hate/Bias Crime					
	2004	2005	2006	2007	2008
Occurrences	163	132	162	130	153

[Detailed Information on TPS hate bias crime can be found at www.torontopolice.on.ca/publications](http://www.torontopolice.on.ca/publications)

Industrial Liaison					
	2004	2005	2006	2007	2008
Labour disputes attended	32	29	27	23	27
Potential dispute contacts	21	27	20	18	25

Crime Stoppers					
	2004	2005	2006	2007	2008
Arrests	474	415	530	518	649
Charges Laid	1,808	1,822	2,994	1,959	2,531

Fleet					
Vehicles	2004	2005	2006	2007	2008
Cars	1,316	1,331	1,344	1,349	1,385
Motorcycles	113	104	97	92	75
Other	106	113	119	120	127
<b>Total Vehicles</b>	<b>1,535</b>	<b>1,548</b>	<b>1,560</b>	<b>1,561</b>	<b>1,587</b>
Boats	19	22	23	23	21
Horses	29	28	28	28	27



COMPLAINTS AGAINST POLICE

<b>Public Complaints (External Complaints)</b>	<b>2004</b>	<b>2005</b>	<b>2006</b>	<b>2007</b>	<b>2008</b>
<b>Total External Complaints Received</b>	<b>853</b>	<b>773</b>	<b>661</b>	<b>698</b>	<b>755</b>

<b>Investigated External Complaints - Classifications</b>	<b>2004</b>	<b>2005</b>	<b>2006</b>	<b>2007</b>	<b>2008</b>
Conduct-less serious	409	457	402	366	386
Conduct- serious	95	87	58	26	45
Policy	3	5	5	4	7
Service	38	20	5	5	1
<b>Total</b>	<b>545</b>	<b>569</b>	<b>470</b>	<b>401</b>	<b>439</b>

<b>Investigated External Complaints - Alleged Misconduct</b>	<b>2004</b>	<b>2005</b>	<b>2006</b>	<b>2007</b>	<b>2008</b>
Breach of Confidence	0	1	3	0	4
Corrupt Practice	3	2	4	1	1
Deceit	0	1	2	1	0
Discreditable Conduct	305	306	233	243	274
Insubordination	7	7	2	3	2
Neglect of Duty	77	75	100	49	43
Policy	3	5	5	4	7
Service	38	20	5	5	1
Unlawful or Unnecessary Exercise of Authority	112	152	116	95	107
<b>Total Investigated</b>	<b>545</b>	<b>569</b>	<b>470</b>	<b>401</b>	<b>439</b>

<b>External Complaints Not Investigated - Classifications</b>	<b>2004</b>	<b>2005</b>	<b>2006</b>	<b>2007</b>	<b>2008</b>
Frivolous	146	89	122	209	226
Made In Bad Faith	13	0	1	8	10
No Jurisdiction	27	10	3	2	1
Not Directly Affected	45	26	26	38	24
Not Signed	14	6	1	0	1
Over Six Months	46	70	37	37	47
Withdrawn	0	0	0	2	0
Vexatious	17	3	1	1	7
<b>Total Not Investigated</b>	<b>308</b>	<b>204</b>	<b>191</b>	<b>297</b>	<b>316</b>

<b>External Complaints - Disposition/Outcome</b>	<b>2004</b>	<b>2005</b>	<b>2006</b>	<b>2007</b>	<b>2008</b>
Informal Resolution	108	107	62	85	48
Misconduct Identified	18	17	12	11	8
Handled at Unit Level	13	14	10	9	6
Handled at Hearing Level	5	3	2	2	0
Pending Adjudication	0	0	0	0	2
No Jurisdiction	0	0	4	1	1
Policy/Service - Action Taken	1	4	2	1	0
Policy/Service-No Action Taken	0	0	7	6	4
Unsubstantiated	302	310	256	196	96
Withdrawn	112	120	122	83	73
Not Concluded to-date	4	11	5	18	209
<b>Total</b>	<b>545</b>	<b>569</b>	<b>470</b>	<b>401</b>	<b>439</b>

GENERAL DATA BY DIVISION AND COMMAND

Units	Estimated Population	Area (sq. km)	Estimated Gross Expenditures(\$)	Dispatched calls	Motor Vehicles*		Bicycles Stolen
					Stolen	Recovered	
<b>Central Field</b>							
11 Division	102,457	15.2	17,548,129	31,230	120	88	197
12 Division	101,895	17.9	18,690,346	36,298	316	223	58
13 Division	142,430	18.6	18,758,420	32,400	241	172	116
14 Division	153,537	16.0	31,370,349	58,684	280	192	532
51 Division	93,857	8.6	25,861,588	49,640	205	174	346
52 Division	42,131	9.2	27,637,805	35,155	114	93	592
53 Division	186,157	31.3	18,461,602	34,489	285	221	308
54 Division	139,255	20.2	19,712,559	38,848	257	215	118
55 Division	121,042	20.3	22,096,754	38,218	234	189	302
<b>Central Total</b>	<b>1,082,761</b>	<b>157.4</b>	<b>200,137,552</b>	<b>354,962</b>	<b>2,052</b>	<b>1,567</b>	<b>2,569</b>
<b>Area Field</b>							
22 Division	205,903	68.0	22,328,606	42,388	469	323	188
23 Division	166,649	57.6	22,087,355	36,023	700	493	88
31 Division	194,016	51.1	27,675,726	48,576	793	513	95
32 Division	248,282	61.0	22,916,963	40,295	772	492	142
33 Division	202,698	52.8	17,936,068	36,060	333	259	76
41 Division	177,926	44.5	25,659,171	44,674	567	439	134
42 Division	282,925	84.6	22,143,946	39,866	441	302	95
43 Division	215,015	59.2	25,310,599	41,223	560	397	156
<b>Area Total</b>	<b>1,693,414</b>	<b>478.8</b>	<b>186,058,434</b>	<b>329,105</b>	<b>4,635</b>	<b>3,218</b>	<b>974</b>
<b>Field Totals</b>	<b>2,776,175</b>	<b>636.2</b>	<b>386,195,986</b>	<b>684,067</b>	<b>6,687</b>	<b>4,785</b>	<b>3,543</b>

\*Does not include attempts

Recovered is the number of vehicles recovered which were stolen in 2008

GENERAL CRIME INFORMATION  
OFFENCE TOTALS

Total Criminal Code Offences*					
Year	Reported	% Change	Rate	Cleared	%Clear
2004	199,897	-0.5	7,487.0	96,981	48.5
2005	201,681	0.9	7,478.2	107,467	53.3
2006	205,864	2.1	7,555.2	111,124	54.0
2007	197,550	-4.0	7,182.7	103,388	52.3
<b>2008</b>	<b>185,703</b>	<b>-6.0</b>	<b>6689.2</b>	<b>97,158</b>	<b>52.3</b>

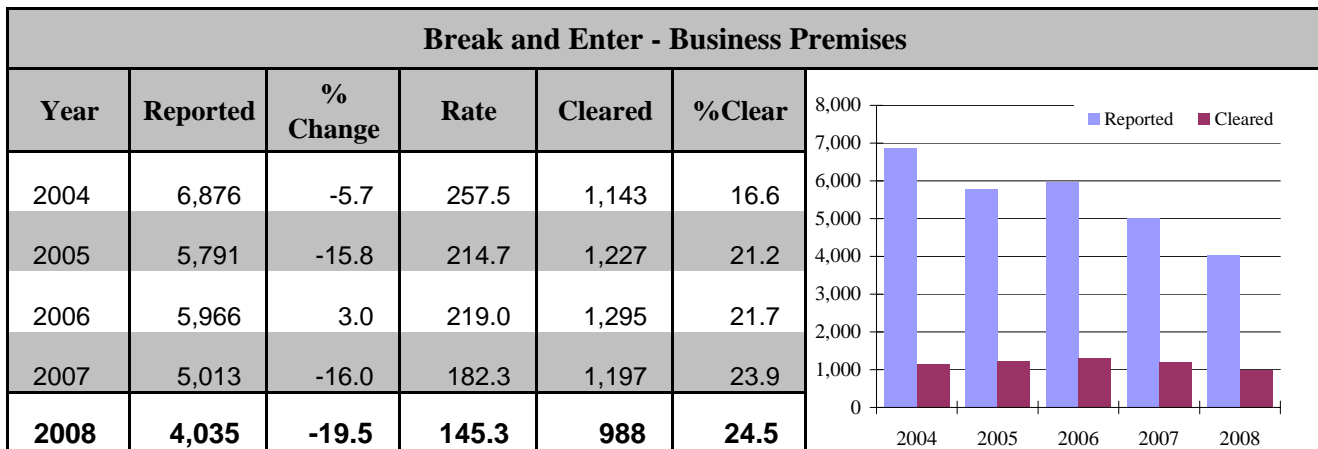
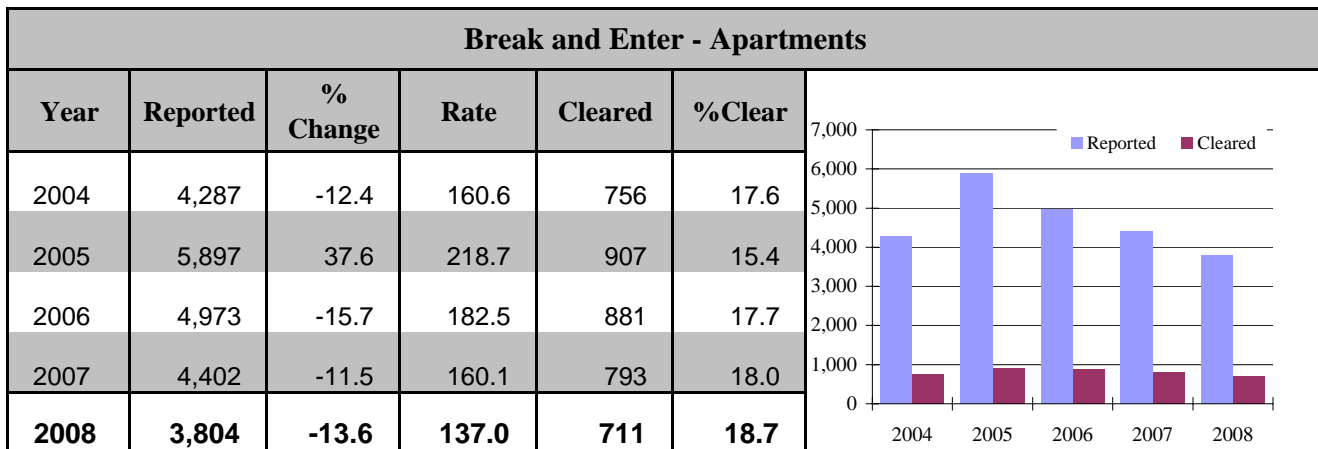
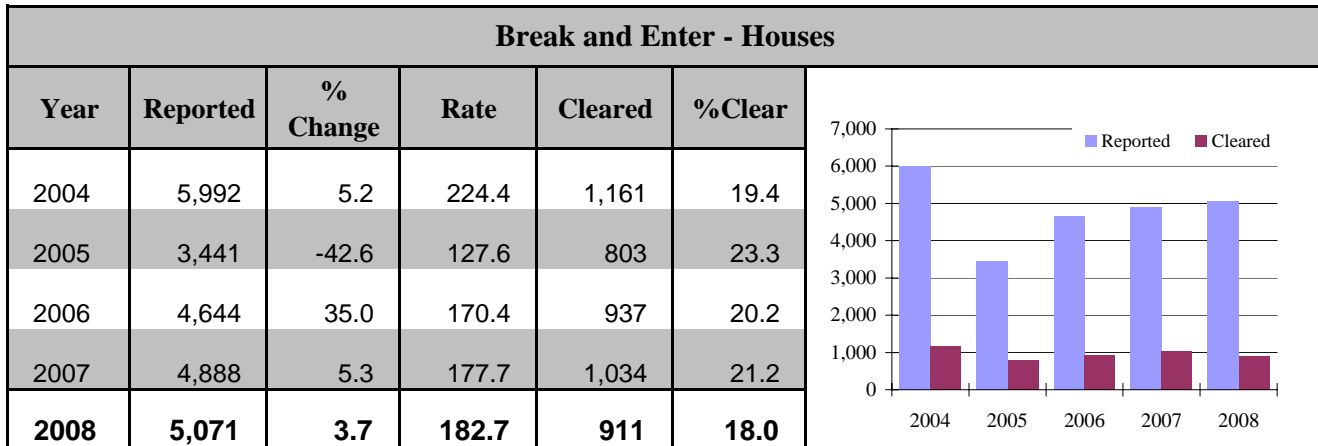
\*Excluding Criminal Code traffic offences.

Homicides*					
Year	Reported	% Change	Rate	Cleared	%Clear
2004	64	1.6	2.4	36	56.3
2005	80	25.0	3.0	47	58.8
2006	70	-12.5	2.6	52	74.3
2007	84	20.0	3.1	51	60.7
<b>2008</b>	<b>70</b>	<b>-16.7</b>	<b>2.5</b>	<b>40</b>	<b>57.1</b>

\*Homicide Case List

Robberies (Financial Institutions only)					
Year	Reported	% Change	Rate	Cleared	%Clear
2004	146	-16.4	5.5	88	60.3
2005	132	-9.6	4.9	91	68.9
2006	182	37.9	6.7	99	54.4
2007	167	-8.2	6.1	103	61.7
<b>2008</b>	<b>207</b>	<b>24.0</b>	<b>7.5</b>	<b>109</b>	<b>52.7</b>

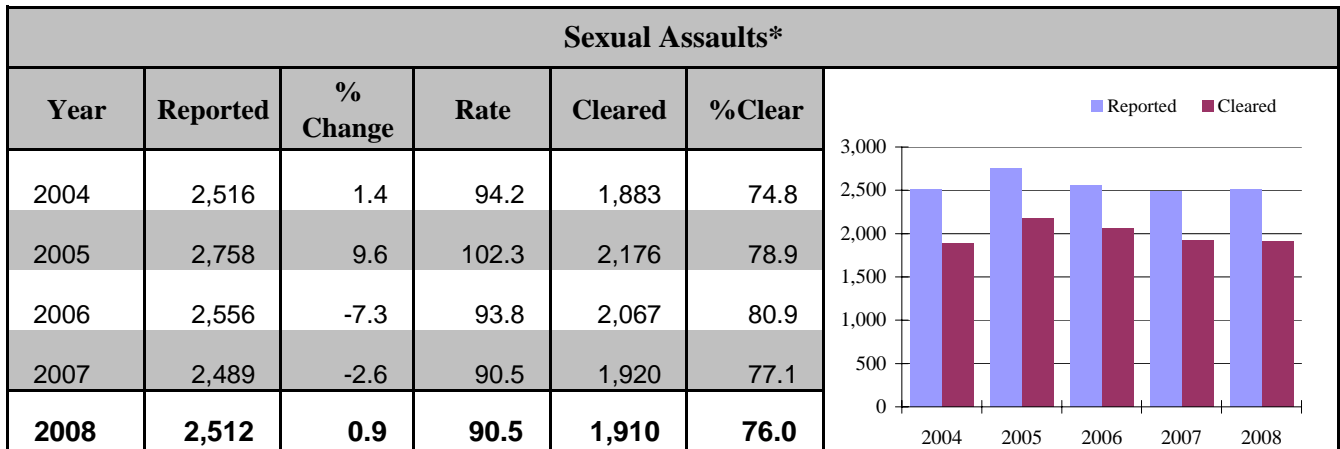
GENERAL CRIME INFORMATION  
OFFENCE TOTALS



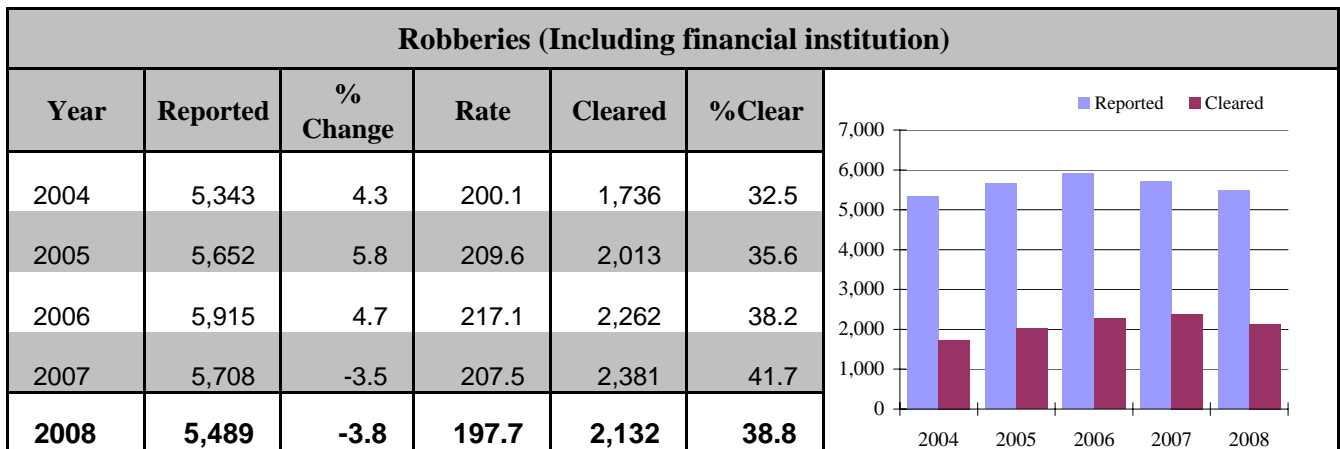
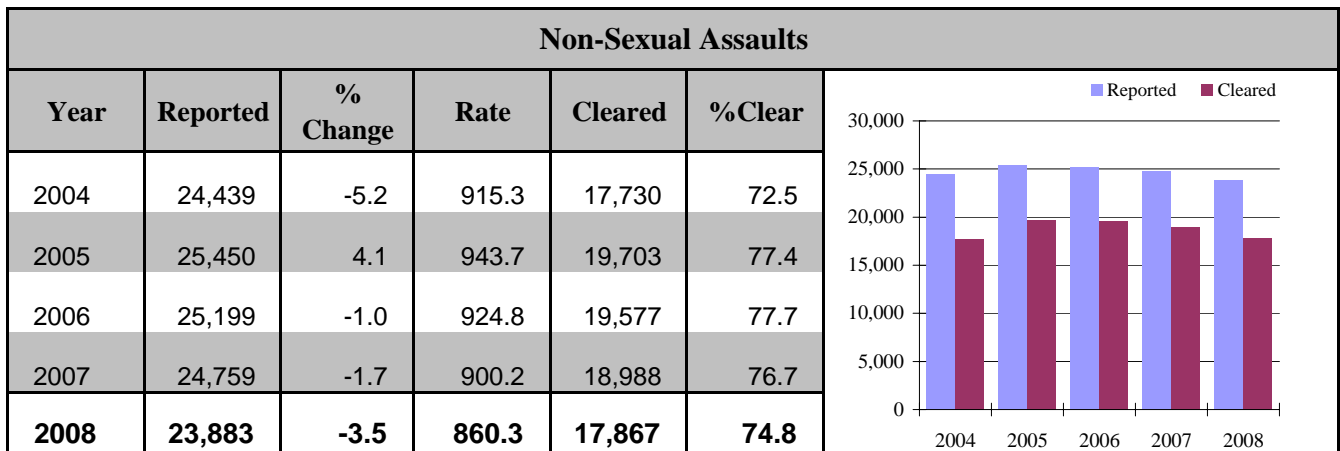
Note:

61 B&Es occurred at other premises in 2008

GENERAL CRIME INFORMATION  
OFFENCE TOTALS



\* Includes "non-assaultive" sexual offences (e.g. Invitation to Sexual Touching; Sexual Exploitation etc.)



GENERAL CRIME INFORMATION  
CRIMES REPORTED BY CATEGORY

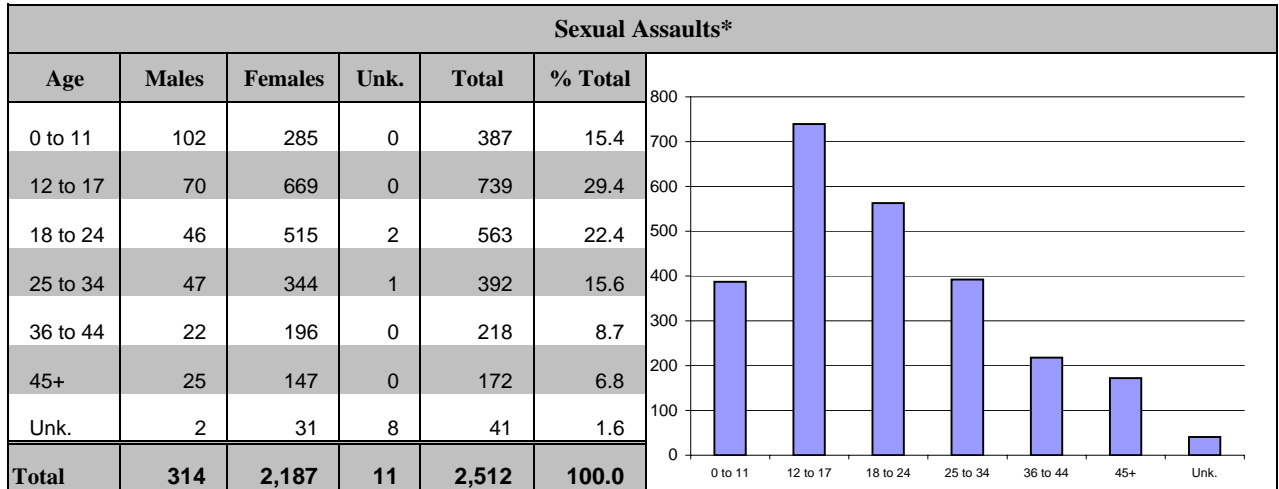
VIOLENT CRIME, PROPERTY CRIME, OTHER CRIME AND CRIMINAL CODE TRAFFIC OFFENCES															
	VIOLENT CRIME			PROPERTY CRIME			OTHER CRIME			CRIMINAL CODE TRAFFIC			TOTAL CRIMINAL CODE		
	TOTAL	%CHANGE	%CLEAR	TOTAL	%CHANGE	%CLEAR	TOTAL	%CHANGE	%CLEAR	TOTAL	%CHANGE	%CLEAR	TOTAL	%CHANGE	%CLEAR
2004	32,980	3.1	66.3	117,066	1.9	30.7	49,851	-0.4	78.6	4,403	17.5	98.5	204,300	1.9	49.6
2005	34,672	5.1	70.8	113,869	-2.7	34.3	53,140	6.6	82.5	4,214	-4.3	98.7	205,895	0.8	54.2
2006	34,506	-0.5	71.3	118,666	4.2	34.5	52,692	-0.8	86.5	4,337	2.9	99.2	210,201	2.1	54.9
2007	33,750	-2.2	70.9	114,483	-3.5	33.0	49,317	-6.4	84.5	4,155	-4.2	97.9	201,705	-4.0	53.3
<b>2008</b>	<b>32,648</b>	<b>-3.3</b>	<b>69.0</b>	<b>107,134</b>	<b>-6.4</b>	<b>33.4</b>	<b>45,921</b>	<b>-6.9</b>	<b>84.5</b>	<b>4,178</b>	<b>0.6</b>	<b>98.2</b>	<b>189,881</b>	<b>-5.9</b>	<b>53.3</b>

GENERAL CRIME INFORMATION  
CRIMES REPORTED BY CATEGORY BY UNIT

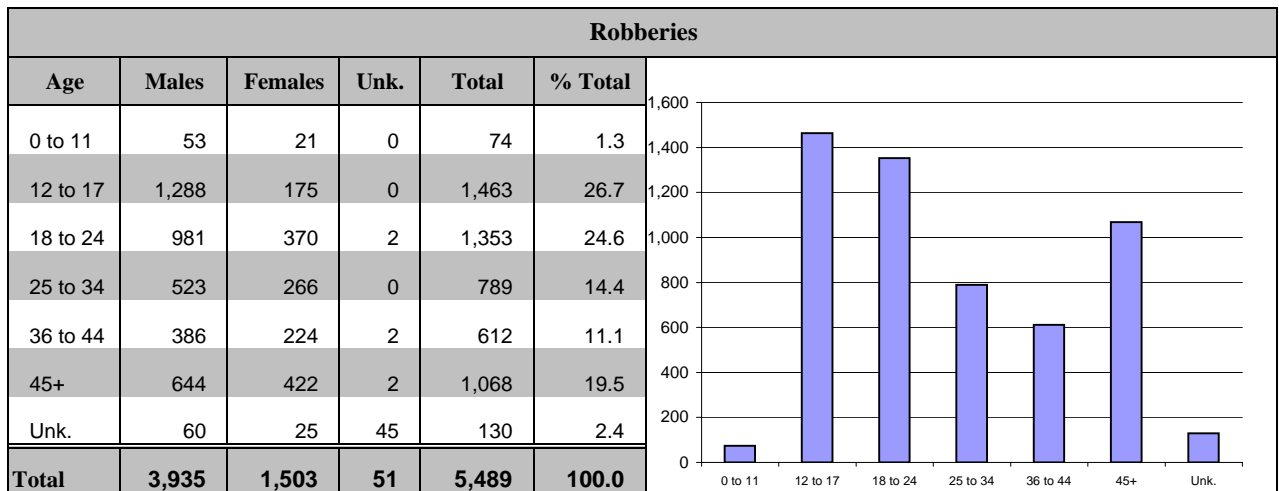
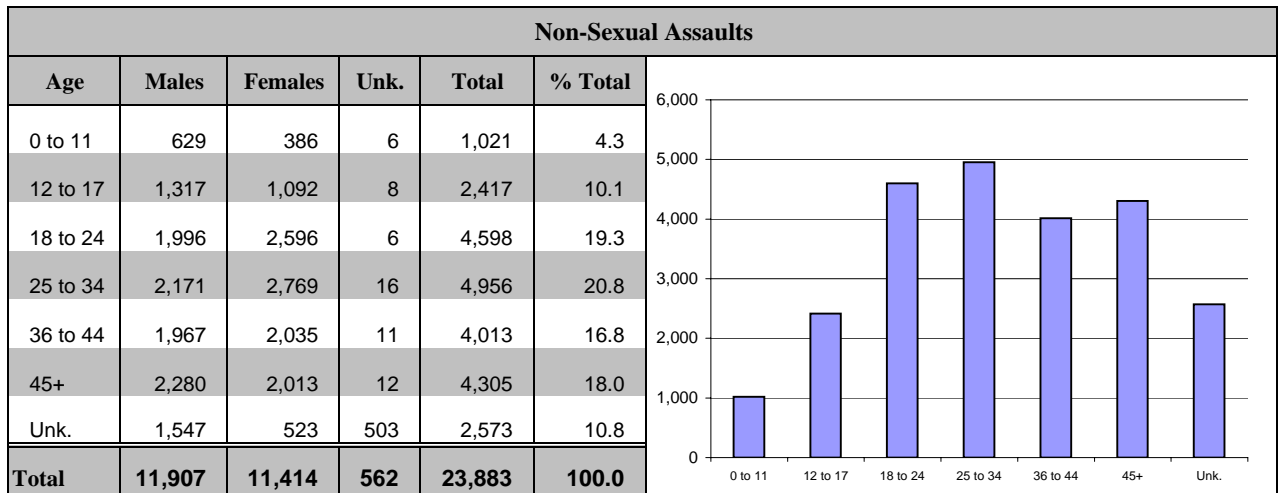
<b>VIOLENT CRIME, PROPERTY CRIME, OTHER CRIME AND CRIMINAL CODE TRAFFIC OFFENCES</b>															
UNIT	VIOLENT CRIME			PROPERTY CRIME			OTHER CRIME			CRIMINAL CODE TRAFFIC			TOTAL CRIMINAL CODE		
	TOTAL	Rate	%CLEAR	TOTAL	Rate	%CLEAR	TOTAL	Rate	%CLEAR	TOTAL	Rate	%CLEAR	TOTAL	Rate	%CLEAR
D11	1,155	1,107	72.5	3,313	3,174	30.6	2,226	2,133	88.8	196	188	98.0	6,890	6,602	58.3
D12	1,372	1,362	69.6	3,894	3,865	34.2	1,944	1,929	86.0	188	187	100.0	7,398	7,342	56.1
D13	1,288	881	70.9	3,427	2,344	25.2	1,565	1,071	82.2	172	118	97.7	6,452	4,414	50.1
D14	2,571	1,620	68.5	7,756	4,888	29.6	3,072	1,936	86.1	441	278	99.5	13,840	8,722	51.6
D51	2,047	2,208	64.1	6,782	7,314	35.4	2,478	2,672	84.2	113	122	94.7	11,420	12,316	51.7
D52	1,756	5,251	65.9	8,518	25,472	37.8	4,221	12,622	89.3	173	517	97.7	14,668	43,863	56.7
D53	1,509	840	69.3	7,325	4,079	29.0	1,816	1,011	76.1	131	73	95.4	10,781	6,003	43.4
D54	1,727	1,193	79.4	4,201	2,902	35.3	2,350	1,623	87.6	298	206	97.3	8,576	5,923	60.7
D55	1,925	1,556	70.8	6,359	5,139	39.3	2,393	1,934	84.9	127	103	96.9	10,804	8,731	55.7
<b>C. F. C.</b>	<b>15,350</b>	<b>1,416</b>	<b>69.8</b>	<b>51,575</b>	<b>4,757</b>	<b>33.4</b>	<b>22,065</b>	<b>2,035</b>	<b>85.7</b>	<b>1,839</b>	<b>170</b>	<b>97.9</b>	<b>90,829</b>	<b>8,377</b>	<b>53.6</b>
D22	1,850	923	71.2	6,961	3,472	34.9	2,717	1,355	83.8	358	179	97.8	11,886	5,929	53.7
D23	1,838	1,085	66.6	5,411	3,193	23.1	2,106	1,243	79.4	203	120	98.5	9,558	5,641	45.5
D31	3,192	1,600	71.6	6,929	3,474	31.2	4,130	2,071	83.3	265	133	98.9	14,516	7,277	56.2
D32	2,021	912	65.2	9,237	4,169	31.3	2,564	1,157	81.2	219	99	97.3	14,041	6,338	46.3
D33	1,365	687	69.7	5,133	2,585	35.0	1,715	864	82.4	231	116	98.3	8,444	4,252	52.0
D41	2,176	1,215	67.8	7,197	4,020	35.7	3,569	1,993	87.4	331	185	99.7	13,273	7,414	56.4
D42	1,905	729	59.6	5,844	2,236	30.3	2,619	1,002	79.3	342	131	98.2	10,710	4,097	49.7
D43	2,587	1,229	72.5	6,967	3,309	38.5	3,607	1,713	86.4	341	162	97.9	13,502	6,412	59.3
<b>A. F. C.</b>	<b>16,934</b>	<b>1,032</b>	<b>68.4</b>	<b>53,679</b>	<b>3,272</b>	<b>32.7</b>	<b>23,027</b>	<b>1,404</b>	<b>83.4</b>	<b>2,290</b>	<b>140</b>	<b>98.3</b>	<b>95,930</b>	<b>5,848</b>	<b>52.7</b>
NSA	364	N/A	61.3	1,880	N/A	55.1	829	N/A	85.9	49	N/A	98.0	3,122	N/A	64.7
Toronto	32,648	1,198	69.0	107,134	3,932	33.4	45,921	1,685	84.5	4,178	153	98.2	189,881	6,969	53.3

\* 'Mischief' offences are included under 'Property Crime'. For the purposes of other reports, 'mischief' offences may be included under 'Other Criminal Code'.

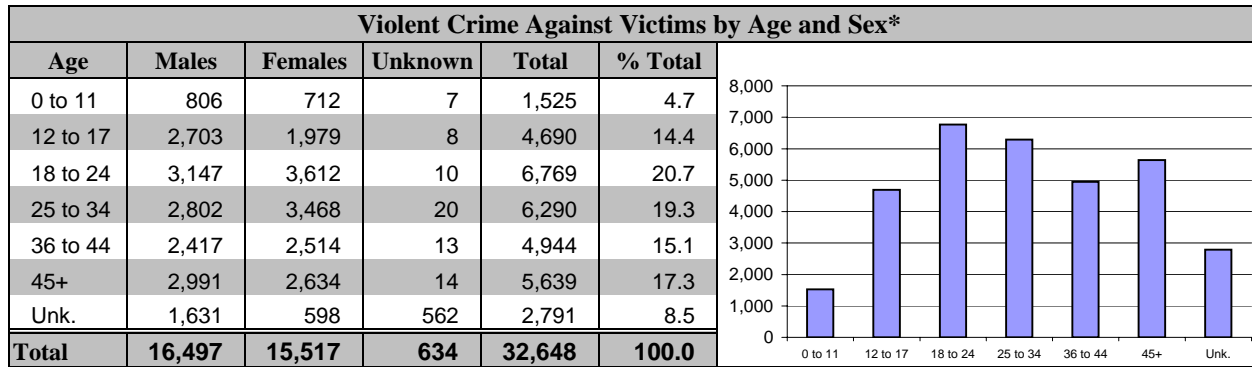
## OFFENCE TOTALS BY VICTIM AGE AND GENDER



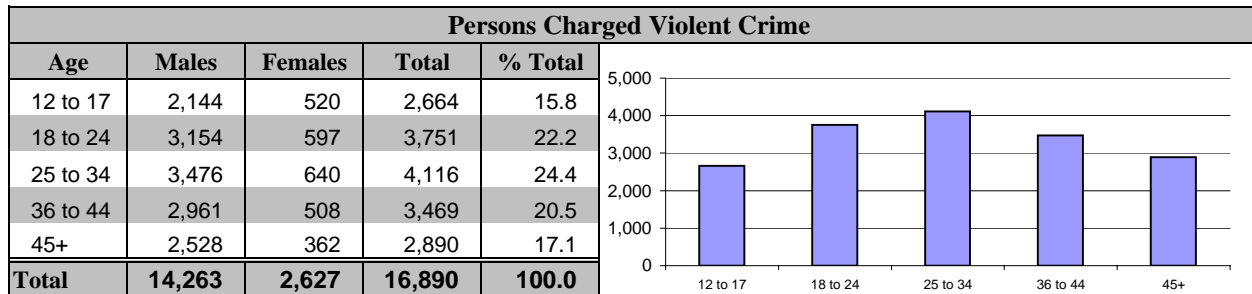
\* Includes "non-assaultive" sexual offences (e.g. Invitation to Sexual Touching; Sexual Exploitation etc.)



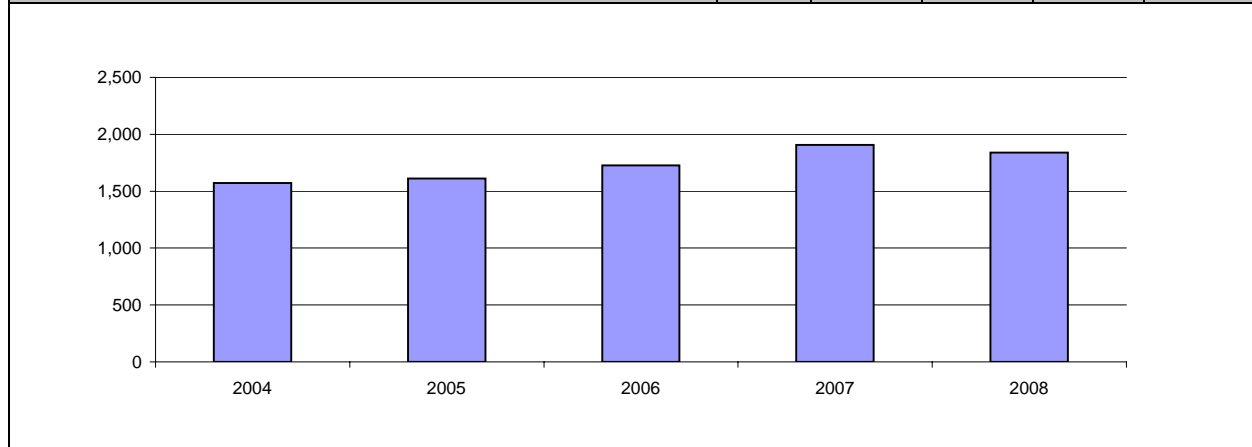
OFFENCE TOTALS BY VICTIM AGE AND GENDER



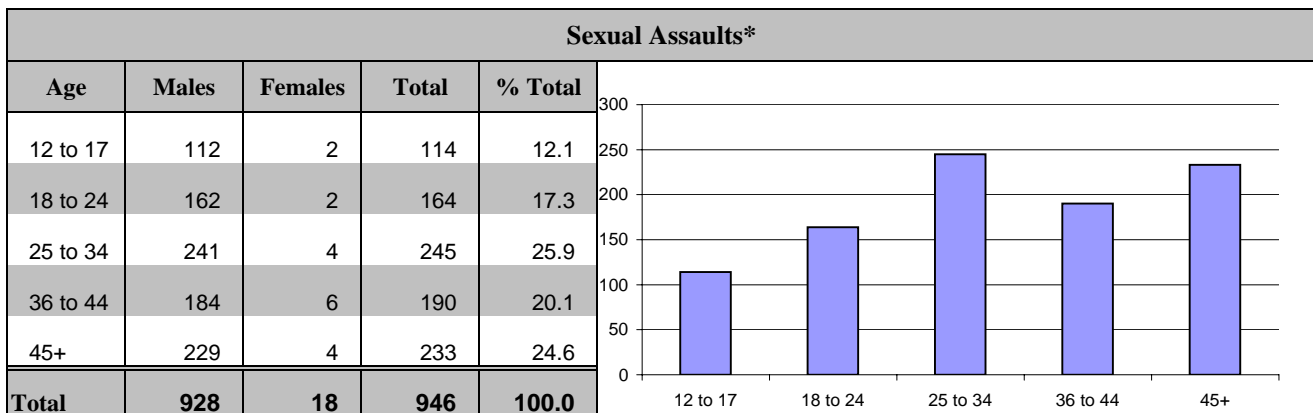
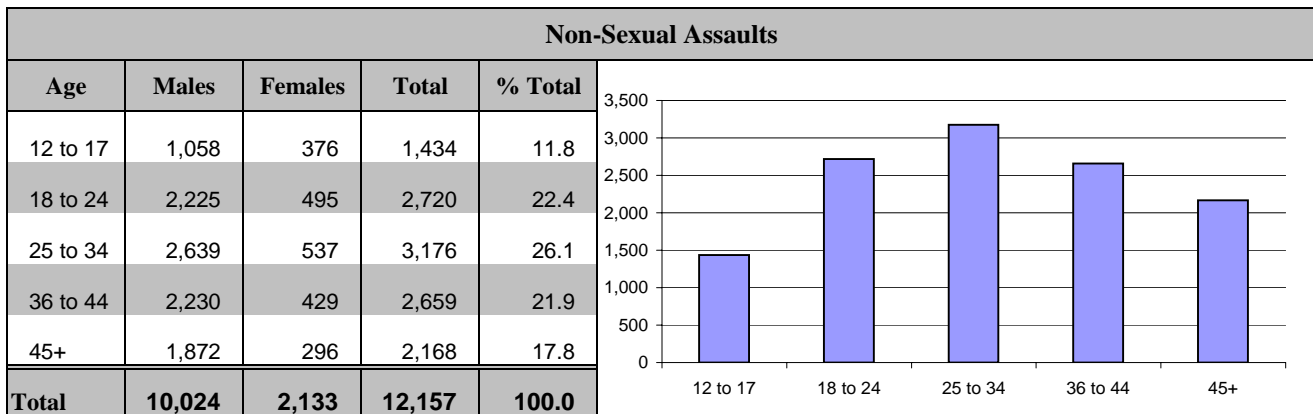
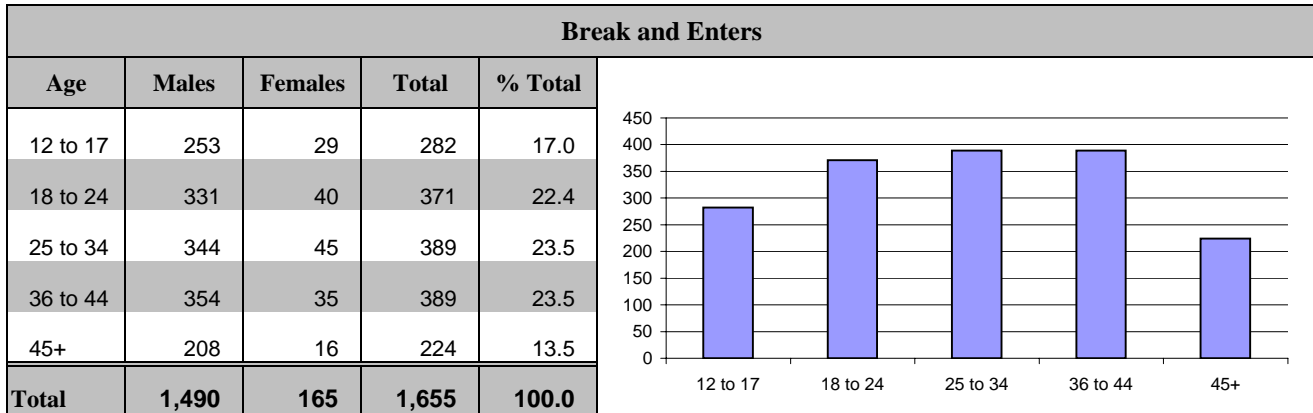
\* Violent crime includes homicide and homicide related offences, sexual assaults, sexual offences, non-sexual assaults, abduction, and robberies.



Selected Offences Against Police Officers					
OFFENCES	2004	2005	2006	2007	2008
Attempted Murder	3	6	10	11	4
Aggravated Assault	8	12	8	4	6
Assault With Weapon or Causing Bodily Harm	75	121	109	126	109
Assault	139	177	173	159	157
Assault Police Officer	747	678	749	904	923
Assault to Resist Arrest	598	616	674	695	640
Dangerous operation motor vehicle causing bodily harm	2	1	5	7	0
<b>Total Offences</b>	<b>1,572</b>	<b>1,611</b>	<b>1,728</b>	<b>1,906</b>	<b>1,839</b>

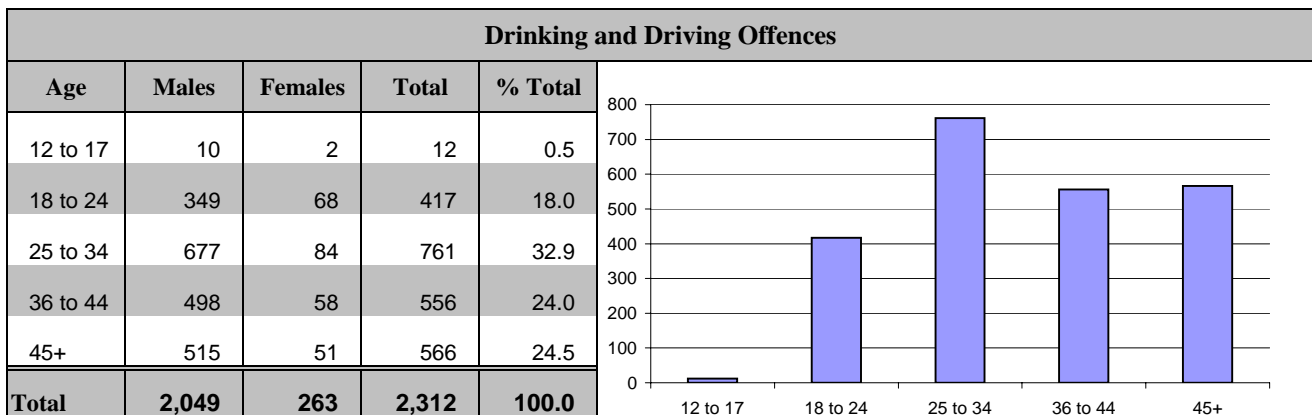
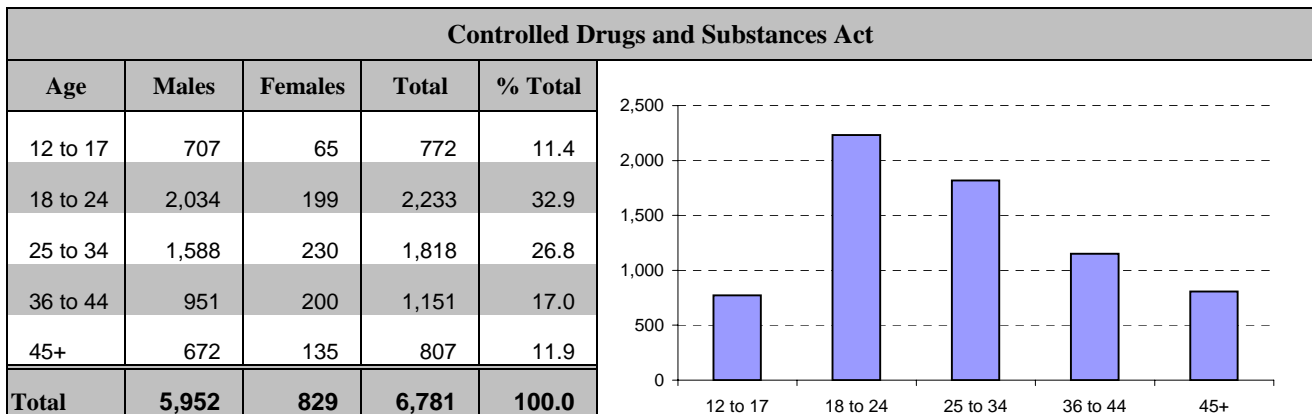
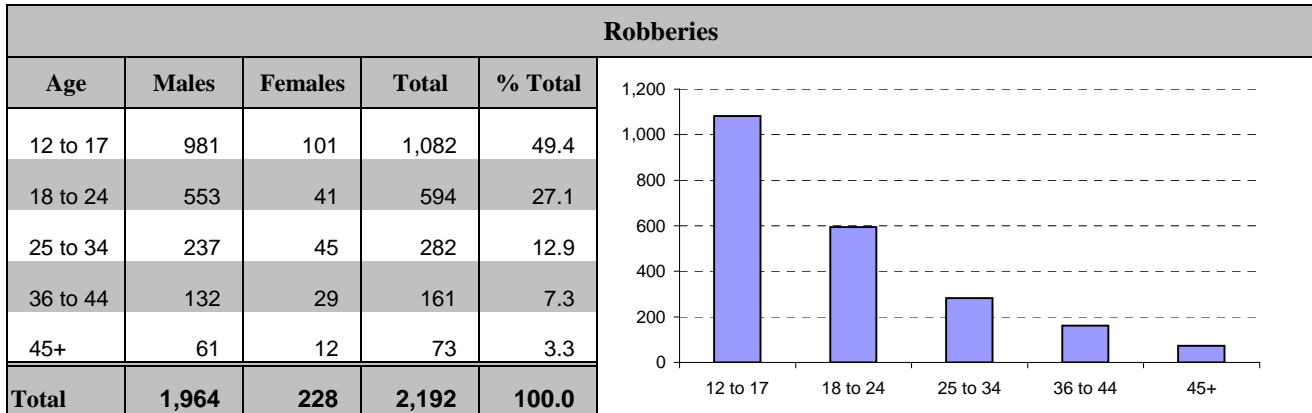


PERSONS CHARGED BY ACCUSED AGE AND GENDER



\* Includes "non-assaultive" sexual offences(e.g. Invitation to Sexual Touching; Sexual Exploitation etc.)

PERSONS CHARGED BY ACCUSED AGE AND GENDER



CRIMINAL CODE OFFENCES REPORTED AND CLEARED

	1st Degree Murder**	2nd Degree Murder	Manslaughter	Attempted Murder	Sexual Assault **	Other Assault	Robbery	Breach & Enter	Motor Vehicle Theft***	Theft Over	Theft Under	Fraud	Offensive Weapons	Other	Total Non-Traffic	Traffic	Total
<b>CENTRAL FIELD</b>																	
Reported	14	10	1	50	913	11,625	2,257	6,243	2,333	582	25,461	6,441	2,418	30,642	<b>88,990</b>	1,839	<b>90,829</b>
Cleared	7	10	1	29	624	8,639	972	1,399	251	86	6,383	3,559	2,278	22,621	<b>46,859</b>	1,801	<b>48,660</b>
%Clear	50.0	100.0	100.0	58.0	68.3	74.3	43.1	22.4	10.8	14.8	25.1	55.3	94.2	73.8	<b>52.7</b>	97.9	<b>53.6</b>
<b>AREA FIELD</b>																	
Reported	32	14	1	78	979	12,084	3,200	6,720	5,255	822	21,862	9,151	3,047	30,395	<b>93,640</b>	2,290	<b>95,930</b>
Cleared	10	12	1	43	746	9,126	1,143	1,233	416	123	5,602	5,441	2,881	21,551	<b>48,328</b>	2,252	<b>50,580</b>
%Clear	31.3	85.7	100.0	55.1	76.2	75.5	35.7	18.3	7.9	15.0	25.6	59.5	94.6	70.9	<b>51.6</b>	98.3	<b>52.7</b>
<b>OUTSIDE TORONTO</b>																	
Reported	0	0	0	3	98	174	32	8	65	17	390	1,160	100	1,026	<b>3,073</b>	49	<b>3,122</b>
Cleared	0	0	0	3	55	102	17	6	17	7	76	1,160	97	885	<b>2,425</b>	48	<b>2,473</b>
%Clear	0.0	0.0	0.0	100.0	56.1	58.6	53.1	75.0	26.2	41.2	19.5	100.0	97.0	86.3	<b>78.9</b>	98.0	<b>79.2</b>
<b>TORONTO POLICE SERVICE</b>																	
Reported	46	24	2	131	1,990	23,883	5,489	12,971	7,653	1,421	47,713	16,752	5,565	62,063	<b>185,703</b>	4,178	<b>189,881</b>
Cleared	17	22	2	75	1,425	17,867	2,132	2,638	684	216	12,061	10,160	5,256	45,057	<b>97,612</b>	4,101	<b>101,713</b>
%Clear	37.0	91.7	100.0	57.3	71.6	74.8	38.8	20.3	8.9	15.2	25.3	60.6	94.4	72.6	<b>52.6</b>	98.2	<b>53.6</b>

\*Murder and Manslaughter relates to the number of and type of offences reported and do not necessarily indicate the number of persons murdered.

\*\*Sexual Assaults do not include non assaultive Sexual offences.

\*\*\*Includes motor cycles, snow vehicles and all attempts.

CRIMINAL CODE OFFENCES REPORTED AND CLEARED

	1st Degree Murder*	2nd Degree Murder	Manslaughter	Attempted Murder	Sexual Assault **	Other Assault	Robbery	Break & Enter	Motor Vehicle Theft ***	Theft Over	Theft Under	Fraud	Offensive Weapons	Other	Total Non-Traffic	Traffic	Total
<b>11 DIVISION</b>																	
Reported	0	1	0	0	65	901	159	531	143	22	1,360	353	227	2,932	<b>6,694</b>	196	<b>6,890</b>
Cleared	0	1	0	0	52	669	89	102	11	3	297	156	219	2,229	<b>3,828</b>	192	<b>4,020</b>
%Clear	0.0	100.0	0.0	0.0	80.0	74.3	56.0	19.2	7.7	13.6	21.8	44.2	96.5	76.0	<b>57.2</b>	98.0	<b>58.3</b>
<b>12 DIVISION</b>																	
Reported	2	3	0	5	90	1,007	215	489	352	23	1,628	571	271	2,554	<b>7,210</b>	188	<b>7,398</b>
Cleared	1	3	0	2	67	756	81	95	45	3	413	347	258	1,889	<b>3,960</b>	188	<b>4,148</b>
%Clear	50.0	100.0	0.0	40.0	74.4	75.1	37.7	19.4	12.8	13.0	25.4	60.8	95.2	74.0	<b>54.9</b>	100.0	<b>56.1</b>
<b>13 DIVISION</b>																	
Reported	0	0	0	2	90	915	220	497	275	49	1,453	371	215	2,193	<b>6,280</b>	172	<b>6,452</b>
Cleared	0	0	0	2	72	697	86	84	21	3	307	153	211	1,428	<b>3,064</b>	168	<b>3,232</b>
%Clear	0.0	0.0	0.0	100.0	80.0	76.2	39.1	16.9	7.6	6.1	21.1	41.2	98.1	65.1	<b>48.8</b>	97.7	<b>50.1</b>
<b>14 DIVISION</b>																	
Reported	4	3	0	9	162	1,905	413	1,052	319	89	3,834	712	387	4,510	<b>13,399</b>	441	<b>13,840</b>
Cleared	2	3	0	5	105	1,398	174	188	34	12	767	322	366	3,326	<b>6,702</b>	439	<b>7,141</b>
%Clear	50.0	100.0	0.0	55.6	64.8	73.4	42.1	17.9	10.7	13.5	20.0	45.2	94.6	73.7	<b>50.0</b>	99.5	<b>51.6</b>

\*Murder and Manslaughter relates to the number of and type of offences reported and do not necessarily indicate the number of persons murdered.

\*\*Sexual Assaults do not include non assaultive Sexual offences.

\*\*\*Includes motor cycles, snow vehicles and all attempts.

CRIMINAL CODE OFFENCES REPORTED AND CLEARED

	1st Degree Murder*	2nd Degree Murder	Manslaughter	Attempted Murder	Sexual Assault **	Other Assault	Robbery	Break & Enter	Motor Vehicle Theft***	Theft Over	Theft Under	Fraud	Offensive Weapons	Other	Total Non-Traffic	Traffic	Total
<b>51 DIVISION</b>																	
Reported	3	0	0	13	112	1,482	384	656	229	85	3,516	670	322	3,835	<b>11,307</b>	113	<b>11,420</b>
Cleared	2	0	0	6	57	1,054	153	280	24	16	707	300	296	2,903	<b>5,798</b>	107	<b>5,905</b>
%Clear	66.7	0.0	0.0	46.2	50.9	71.1	39.8	42.7	10.5	18.8	20.1	44.8	91.9	75.7	<b>51.3</b>	94.7	<b>51.7</b>
<b>52 DIVISION</b>																	
Reported	0	0	0	4	97	1,409	203	479	136	103	5,421	1,191	260	5,192	<b>14,495</b>	173	<b>14,668</b>
Cleared	0	0	0	2	57	965	93	103	21	10	1,626	762	251	4,261	<b>8,151</b>	169	<b>8,320</b>
%Clear	0.0	0.0	0.0	50.0	58.8	68.5	45.8	21.5	15.4	9.7	30.0	64.0	96.5	82.1	<b>56.2</b>	97.7	<b>56.7</b>
<b>53 DIVISION</b>																	
Reported	1	0	0	3	87	1,129	246	1,140	333	117	3,486	1,088	215	2,805	<b>10,650</b>	131	<b>10,781</b>
Cleared	0	0	0	3	59	851	91	111	38	14	909	555	197	1,723	<b>4,551</b>	125	<b>4,676</b>
%Clear	0.0	0.0	0.0	100.0	67.8	75.4	37.0	9.7	11.4	12.0	26.1	51.0	91.6	61.4	<b>42.7</b>	95.4	<b>43.4</b>
<b>54 DIVISION</b>																	
Reported	1	1	1	4	84	1,380	196	506	288	41	1,705	657	281	3,133	<b>8,278</b>	298	<b>8,576</b>
Cleared	1	1	1	3	67	1,149	100	197	30	8	360	412	266	2,318	<b>4,913</b>	290	<b>5,203</b>
%Clear	100.0	100.0	100.0	75.0	79.8	83.3	51.0	38.9	10.4	19.5	21.1	62.7	94.7	74.0	<b>59.4</b>	97.3	<b>60.7</b>
<b>55 DIVISION</b>																	
Reported	3	2	0	10	126	1,497	221	893	258	53	3,058	828	240	3,488	<b>10,677</b>	127	<b>10,804</b>
Cleared	1	2	0	6	88	1,100	105	239	27	17	997	552	214	2,544	<b>5,892</b>	123	<b>6,015</b>
%Clear	33.3	100.0	0.0	60.0	69.8	73.5	47.5	26.8	10.5	32.1	32.6	66.7	89.2	72.9	<b>55.2</b>	96.9	<b>55.7</b>

\*Murder and Manslaughter relates to the number of and type of offences reported and do not necessarily indicate the number of persons murdered.

\*\*Sexual Assaults do not include non assaultive Sexual offences.

\*\*\*Includes motor cycles, snow vehicles and all attempts.

CRIMINAL CODE OFFENCES REPORTED AND CLEARED

	1st Degree Murder*	2nd Degree Murder	Manslaughter	Attempted Murder	Sexual Assault **	Other Assault	Robbery	Break & Enter	Motor Vehicle Theft***	Theft Over	Theft Under	Fraud	Offensive Weapons	Other	Total Non-Traffic	Traffic	Total
<b>22 DIVISION</b>																	
Reported	3	3	1	2	105	1,376	311	795	545	123	2,957	1,144	243	3,920	<b>11,528</b>	358	<b>11,886</b>
Cleared	0	2	1	0	79	1,072	117	241	57	20	838	657	232	2,712	<b>6,028</b>	350	<b>6,378</b>
%Clear	0.0	66.7	100.0	0.0	75.2	77.9	37.6	30.3	10.5	16.3	28.3	57.4	95.5	69.2	<b>52.3</b>	97.8	<b>53.7</b>
<b>23 DIVISION</b>																	
Reported	1	0	0	2	104	1,289	398	638	805	113	2,271	747	265	2,722	<b>9,355</b>	203	<b>9,558</b>
Cleared	0	0	0	2	88	934	160	56	37	9	482	316	248	1,815	<b>4,147</b>	200	<b>4,347</b>
%Clear	0.0	0.0	0.0	100.0	84.6	72.5	40.2	8.8	4.6	8.0	21.2	42.3	93.6	66.7	<b>44.3</b>	98.5	<b>45.5</b>
<b>31 DIVISION</b>																	
Reported	7	1	0	28	201	2,328	481	903	884	98	2,488	1,102	651	5,079	<b>14,251</b>	265	<b>14,516</b>
Cleared	1	1	0	7	159	1,745	241	253	53	19	534	551	597	3,728	<b>7,889</b>	262	<b>8,151</b>
%Clear	14.3	100.0	0.0	25.0	79.1	75.0	50.1	28.0	6.0	19.4	21.5	50.0	91.7	73.4	<b>55.4</b>	98.9	<b>56.2</b>
<b>32 DIVISION</b>																	
Reported	4	0	0	10	122	1,380	452	1,001	861	173	4,058	1,781	262	3,718	<b>13,822</b>	219	<b>14,041</b>
Cleared	2	0	0	8	89	1,017	154	206	90	29	867	1,100	252	2,473	<b>6,287</b>	213	<b>6,500</b>
%Clear	50.0	0.0	0.0	80.0	73.0	73.7	34.1	20.6	10.5	16.8	21.4	61.8	96.2	66.5	<b>45.5</b>	97.3	<b>46.3</b>
<b>33 DIVISION</b>																	
Reported	3	1	0	3	78	948	291	623	364	68	2,149	1,011	236	2,438	<b>8,213</b>	231	<b>8,444</b>
Cleared	1	0	0	2	61	789	59	75	55	11	512	654	226	1,716	<b>4,161</b>	227	<b>4,388</b>
%Cleared	33.3	0.0	0.0	66.7	78.2	83.2	20.3	12.0	15.1	16.2	23.8	64.7	95.8	70.4	<b>50.7</b>	98.3	<b>52.0</b>

\*Murder and Manslaughter relates to the number of and type of offences reported and do not necessarily indicate the number of persons murdered.

\*\*Sexual Assaults do not include non assaultive Sexual offences.

\*\*\*Includes motor cycles, snow vehicles and all attempts.

CRIMINAL CODE OFFENCES REPORTED AND CLEARED

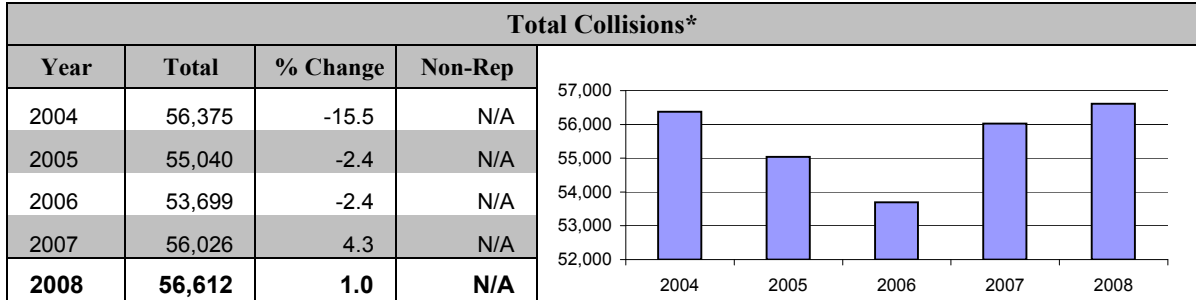
	1st Degree Murder*	2nd Degree Murder	Manslaughter	Attempted Murder	Sexual Assault **	Other Assault	Robbery	Breach & Enter	Motor Vehicle Theft***	Theft Over	Theft Under	Fraud	Offensive Weapons	Other	Total Non-Traffic	Traffic	Total
<b>41 DIVISION</b>																	
Reported	1	2	0	9	125	1,603	380	1,016	653	78	2,753	1,195	446	4,681	<b>12,942</b>	331	<b>13,273</b>
Cleared	1	2	0	7	95	1,194	125	145	50	12	772	776	422	3,558	<b>7,159</b>	330	<b>7,489</b>
%Clear	100.0	100.0	0.0	77.8	76.0	74.5	32.9	14.3	7.7	15.4	28.0	64.9	94.6	76.0	<b>55.3</b>	99.7	<b>56.4</b>
<b>42 DIVISION</b>																	
Reported	9	0	0	10	109	1,223	489	893	496	85	2,346	985	433	3,290	<b>10,368</b>	342	<b>10,710</b>
Cleared	2	0	0	6	71	848	148	113	27	7	582	620	415	2,144	<b>4,983</b>	336	<b>5,319</b>
%Clear	22.2	0.0	0.0	60.0	65.1	69.3	30.3	12.7	5.4	8.2	24.8	62.9	95.8	65.2	<b>48.1</b>	98.2	<b>49.7</b>
<b>43 DIVISION</b>																	
Reported	4	7	0	14	135	1,937	398	851	647	84	2,840	1,186	511	4,547	<b>13,161</b>	341	<b>13,502</b>
Cleared	3	7	0	11	104	1,527	139	144	47	16	1,015	767	489	3,405	<b>7,674</b>	334	<b>8,008</b>
%Cleared	75.0	100.0	0.0	78.6	77.0	78.8	34.9	16.9	7.3	19.0	35.7	64.7	95.7	74.9	<b>58.3</b>	97.9	<b>59.3</b>

\*Murder and Manslaughter relates to the number of and type of offences reported and do not necessarily indicate the number of persons murdered.

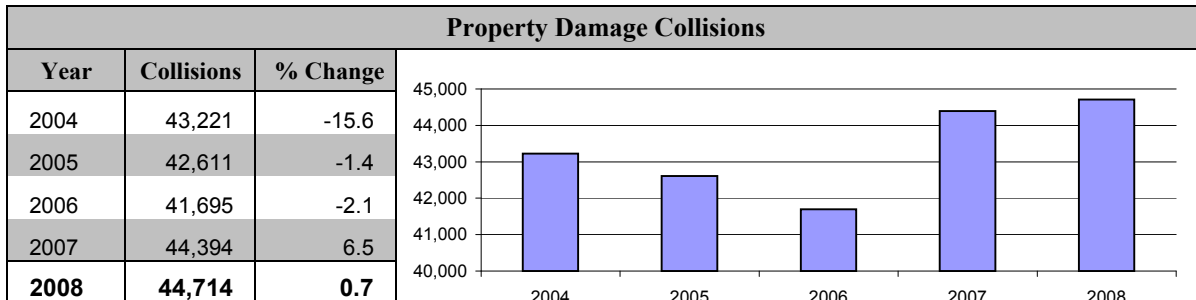
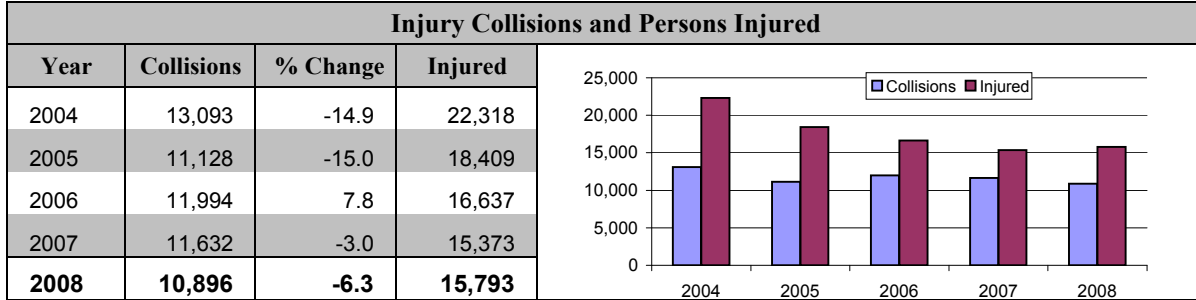
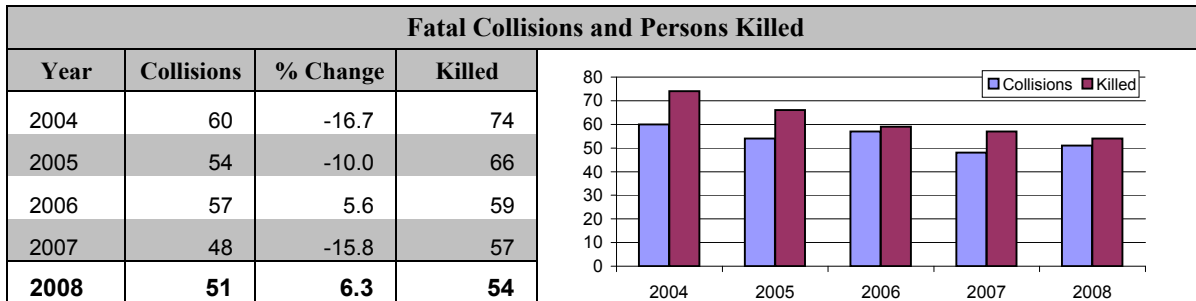
\*\*Sexual Assaults do not include non assaultive Sexual offences.

\*\*\*Includes motor cycles, snow vehicles and all attempts.

TRAFFIC COLLISIONS AND OFFENCES  
COLLISIONS



\*Total includes 10 collisions involving other types of vehicles ie. Trains not included in these charts. Includes Non-Reportable.



General Note: 2008 statistics are unofficial as Toronto Traffic Data Centre and Safety Bureau has not yet officially released them as of press time. However, any variances to these figures will be minimal. Detailed Toronto Traffic Collisions information can be found in the Transportation Services Traffic Management Centre section of the City of Toronto Website.

TRAFFIC COLLISIONS AND OFFENCES  
PERSONS CHARGED AND R.I.D.E. DATA

Criminal Code Driving Offences							
Case Unit	Dangerous Driving	Drive While Disqualified	Drive While Impaired	Fail to Remain	Over 80	Refuse Sample	Total Charges
D11	9	12	49	2	84	8	164
D12	20	14	53	30	79	18	214
D13	21	6	52	11	86	14	190
D14	32	9	109	15	191	16	372
D51	16	6	27	8	34	6	97
D52	16	7	37	11	49	7	127
D53	17	4	32	8	46	6	113
D54	17	13	76	7	153	31	297
D55	12	3	33	7	44	6	105
<b>Total - Central Field</b>	<b>160</b>	<b>74</b>	<b>468</b>	<b>99</b>	<b>766</b>	<b>112</b>	<b>1,679</b>
D22	26	8	77	19	94	24	248
D23	29	9	67	12	66	20	203
D31	35	18	94	13	95	22	277
D32	19	6	57	12	65	18	177
D33	25	15	41	19	56	16	172
D41	72	11	87	33	109	30	342
D42	38	15	107	31	137	30	358
D43	46	25	87	28	106	23	315
<b>Total - Area Field</b>	<b>290</b>	<b>107</b>	<b>617</b>	<b>167</b>	<b>728</b>	<b>183</b>	<b>2,092</b>
Other Units	8	12	8	4	11	1	44
TSV	56	15	166	31	337	38	643
<b>Total-Other</b>	<b>64</b>	<b>27</b>	<b>174</b>	<b>35</b>	<b>348</b>	<b>39</b>	<b>687</b>
<b>Grand Total</b>	<b>514</b>	<b>208</b>	<b>1,259</b>	<b>301</b>	<b>1,842</b>	<b>334</b>	<b>4,458</b>

R.I.D.E. Information					
	2004	2005	2006	2007	2008*
Vehicles Stopped	224,923	275,660	399,419	426,485	409,249
Charges Laid	206	310	282	344	380

Charges Laid defined as all instances where a CIPS offence is linked to a specific person.

Release type not taken into account.

PERSONS CHARGED/CHARGES LAID  
CRIMINAL CODE AND FEDERAL

	Murder **	Attempted Murder	Sexual Assault	Other Assault	Robbery	Break & Enter	Theft Over	Theft Under	Theft Other	Fraud	Offensive Weapons	Other Criminal Code	Criminal Code Traffic*	Drug	Other Federal Statutes
<b>Young Offender</b>															
Male	4	12	112	1,058	981	253	33	1,164	619	84	720	2,537	43	707	329
Female	1	0	2	376	101	29	6	1,067	153	39	64	459	5	65	33
<b>Total</b>	<b>5</b>	<b>12</b>	<b>114</b>	<b>1,434</b>	<b>1,082</b>	<b>282</b>	<b>39</b>	<b>2,231</b>	<b>772</b>	<b>123</b>	<b>784</b>	<b>2,996</b>	<b>48</b>	<b>772</b>	<b>362</b>
<b>Adult</b>															
Male	46	67	793	8,936	982	1,233	258	5,967	3,195	1,776	2,215	19,779	2,519	5,240	1,010
Female	5	2	15	1,756	127	136	42	2,864	765	713	312	3,627	308	764	169
<b>Total</b>	<b>51</b>	<b>69</b>	<b>808</b>	<b>10,692</b>	<b>1,109</b>	<b>1,369</b>	<b>300</b>	<b>8,831</b>	<b>3,960</b>	<b>2,489</b>	<b>2,527</b>	<b>23,406</b>	<b>2,827</b>	<b>6,004</b>	<b>1,179</b>
<b>Grand Total</b>	<b>56</b>	<b>81</b>	<b>922</b>	<b>12,126</b>	<b>2,191</b>	<b>1,651</b>	<b>339</b>	<b>11,062</b>	<b>4,732</b>	<b>2,612</b>	<b>3,311</b>	<b>26,402</b>	<b>2,875</b>	<b>6,776</b>	<b>1,541</b>

\* Criminal Code Traffic Breakdown

\*\* Will not add up to the number of Murder

	Dangerous Driving	Drive Disqualified	Impaired Driving	Fail to Remain	Over 80	Refuse
<b>Young Offender</b>						
Male	28	0	9	16	8	1
Female	4	0	1	4	0	2
<b>Total</b>	<b>32</b>	<b>0</b>	<b>10</b>	<b>20</b>	<b>8</b>	<b>3</b>
<b>Adult</b>						
Male	408	171	1,111	224	1,610	297
Female	47	13	128	23	220	34
<b>Total</b>	<b>455</b>	<b>184</b>	<b>1,239</b>	<b>247</b>	<b>1,830</b>	<b>331</b>
<b>Grand Total</b>	<b>487</b>	<b>184</b>	<b>1,249</b>	<b>267</b>	<b>1,838</b>	<b>334</b>

Note: A person can be charged with multiple offences and may be included in more than one category.

(3) Persons where gender not specified excluded.

Persons where age\_at\_offence less than 12 excluded.

Age Defined by CIPS : Age\_at\_offence field.

Young Offender define as Age between 12 -17.

Persons Charged defined as all instances where a CIPS offence is linked to a specific person.

PERSONS CHARGED/CHARGES LAID  
CRIMINAL CODE AND FEDERAL

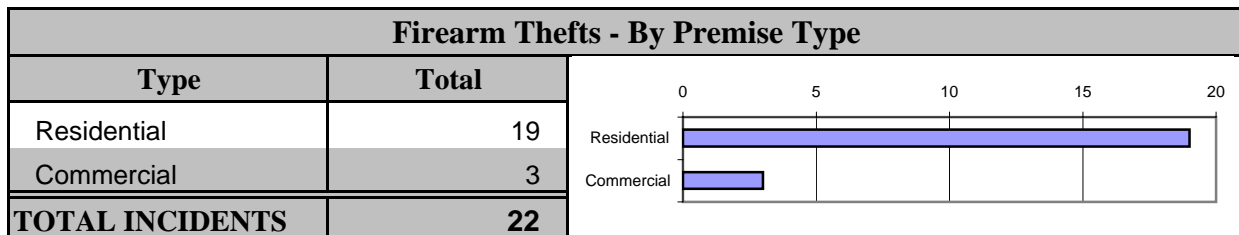

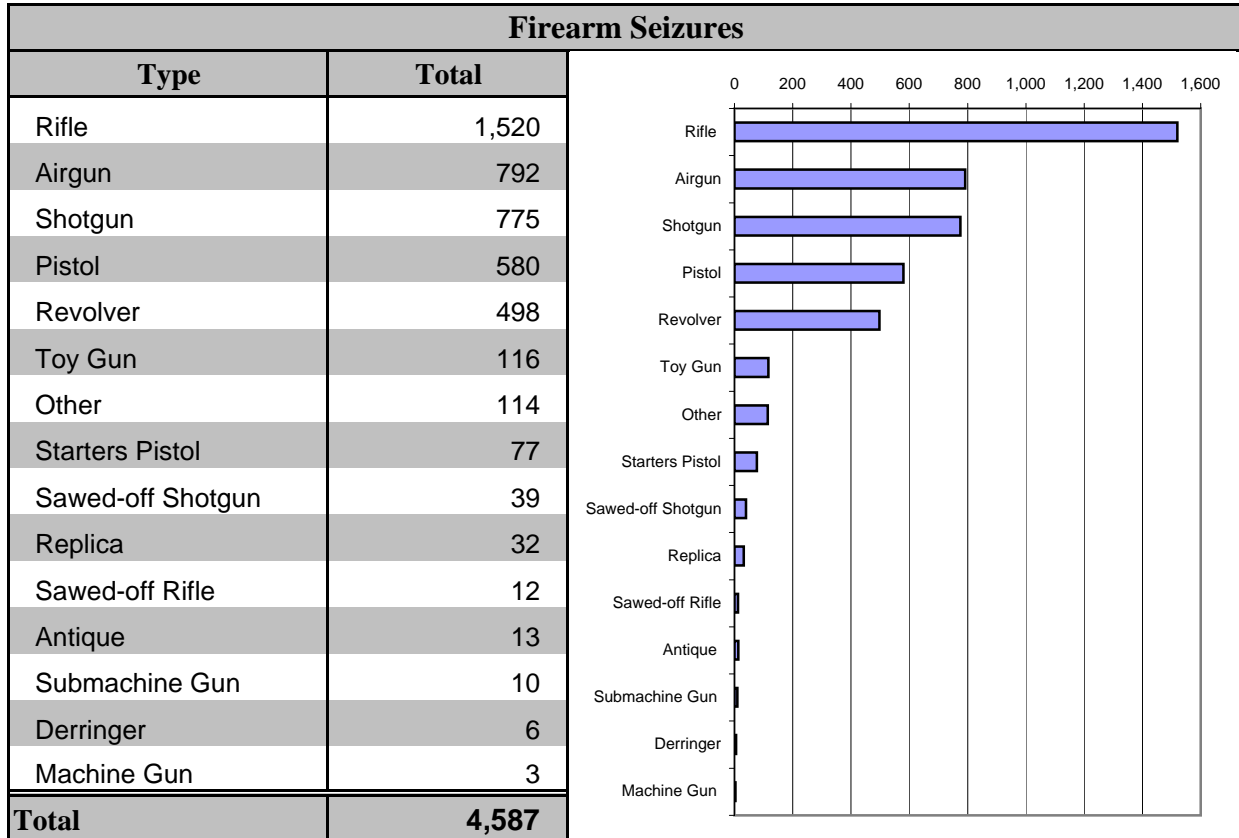
	Murder **	Attempted Murder	Sexual Assault	Other Assault	Robbery	Break & Enter	Theft Over	Theft Under	Theft Other	Fraud	Offensive Weapons	Other Criminal Code	Criminal Code Traffic	Drug	Other Federal Statutes
<b>Central Field Command</b>															
D11	0	0	35	467	67	63	10	236	149	66	145	1,131	106	119	103
D12	0	2	37	531	72	99	15	428	231	95	135	1,135	140	208	167
D13	0	3	50	493	84	66	10	294	143	27	94	928	129	278	100
D14	0	3	81	1,031	155	144	28	784	260	150	235	2,685	259	1,095	80
D51	4	3	48	754	139	140	31	618	378	104	168	2,176	67	725	83
D52	0	3	43	727	53	87	15	1,812	353	268	118	1,632	75	230	35
D53	0	4	39	525	79	62	17	808	201	144	59	832	72	117	10
D54	0	3	45	781	84	94	9	254	167	72	179	1,410	216	274	66
D55	0	3	51	677	78	129	17	846	268	126	145	1,501	72	229	22
<b>Area Field Command</b>															
D22	0	1	51	692	77	98	23	591	276	160	144	1,674	153	210	51
D23	0	4	48	659	171	53	19	519	177	118	181	1,126	118	240	89
D31	0	9	132	1,135	215	153	22	436	294	134	369	1,920	179	586	214
D32	0	4	39	623	101	50	21	770	326	252	105	948	107	244	44
D33	0	3	31	480	69	69	14	460	226	166	111	806	109	150	40
D41	0	7	46	788	132	115	38	628	445	168	238	1,728	207	384	62
D42	0	6	33	589	145	68	12	512	229	143	234	1,169	212	221	56
D43	2	7	54	1,054	178	136	19	1,024	366	201	289	2,014	188	323	84
<b>Other Commands</b>															
INT	0	0	0	2	0	0	0	0	1	0	0	4	0	0	0
Other	0	0	0	28	3	4	0	12	11	0	27	91	13	78	184
SIS	3	7	0	9	2	6	11	7	85	11	145	274	7	199	10
Squads	47	9	54	67	284	12	7	18	132	190	185	1,114	6	855	33
TSV	0	0	1	9	0	0	1	5	13	15	2	89	440	9	8
<b>Grand Total</b>	<b>56</b>	<b>81</b>	<b>918</b>	<b>12,121</b>	<b>2,188</b>	<b>1,648</b>	<b>339</b>	<b>11,062</b>	<b>4,731</b>	<b>2,610</b>	<b>3,308</b>	<b>26,387</b>	<b>2,875</b>	<b>6,774</b>	<b>1,541</b>

Note: A person can be charged with multiple offences and may be included in more than one category.  
Persons age\_at\_offence less than 12 are excluded.  
Persons Charged defined as all instances where a CIPS offence is linked to a specific person.

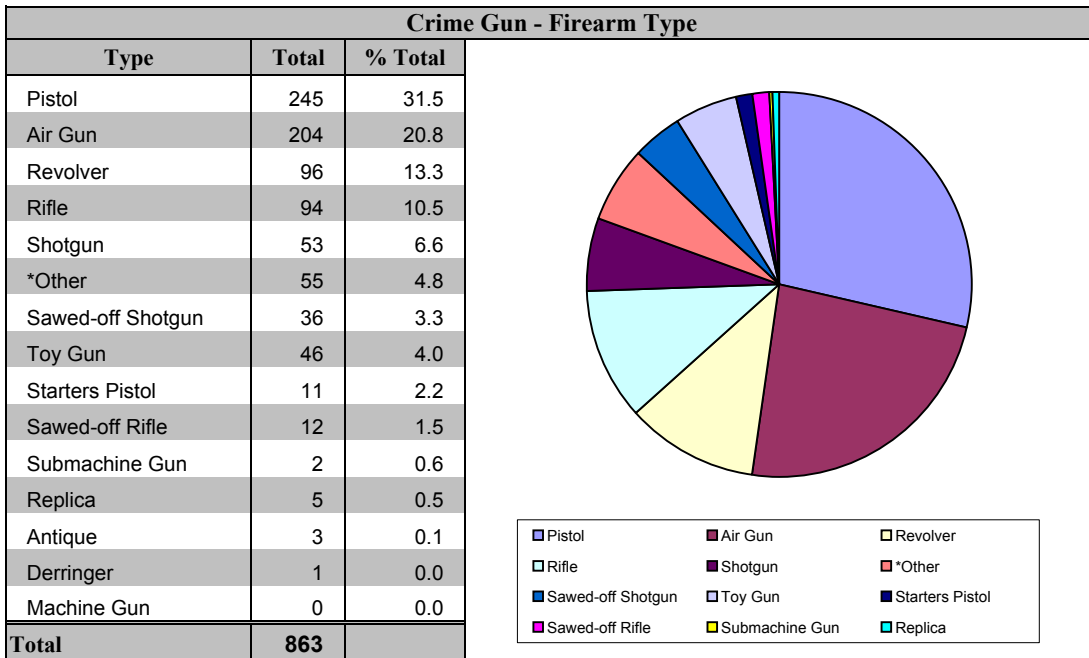
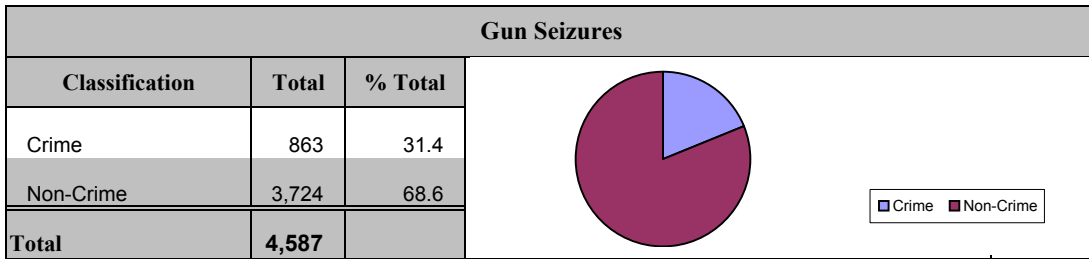
\*\* Will not add up to the number of Murder  
Persons excluded where gender is not specified (3).

PERSONS CHARGED/CHARGES LAID  
PROVINCIAL/BY-LAW

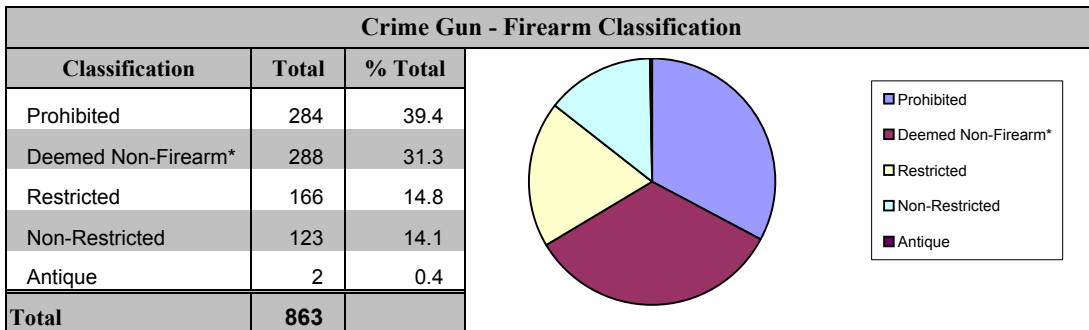
<b>Selected Provincial Offences (Charges Laid)</b>					
<b>Units</b>	<b>L.L.A. - Drunk</b>	<b>L.L.A. - Other</b>	<b>By-Laws</b>	<b>H.T.A.</b>	<b>Total</b>
11 Division	328	417	1314	21354	23413
12 Division	256	795	1979	17520	20550
13 Division	201	752	844	23234	25031
14 Division	609	1607	1837	26101	30154
51 Division	514	1982	4489	18951	25936
52 Division	1133	2132	4850	19459	27574
53 Division	175	430	6597	20074	27276
54 Division	195	424	1863	23826	26308
55 Division	374	664	1249	18725	21012
<b>Central Field Total</b>	<b>3785</b>	<b>9203</b>	<b>25022</b>	<b>189244</b>	<b>227254</b>
22 Division	178	361	447	25522	26508
23 Division	233	590	542	26048	27413
31 Division	232	483	2554	40071	43340
32 Division	133	243	2968	24510	27854
33 Division	44	62	710	26321	27137
41 Division	141	491	849	22516	23997
42 Division	92	488	220	26246	27046
43 Division	162	621	1449	18826	21058
<b>Area Field Total</b>	<b>1215</b>	<b>3339</b>	<b>9739</b>	<b>210060</b>	<b>224353</b>
Traffic Services	16	53	3917	95456	99442
<b>All Other Units</b>	<b>139</b>	<b>354</b>	<b>1065</b>	<b>6270</b>	<b>7828</b>
<b>Other Units Total</b>	<b>155</b>	<b>407</b>	<b>4982</b>	<b>101726</b>	<b>107270</b>
<b>Service Total</b>	<b>5155</b>	<b>12949</b>	<b>39743</b>	<b>501030</b>	<b>558877</b>



FIREARM SEIZURES AND THEFTS



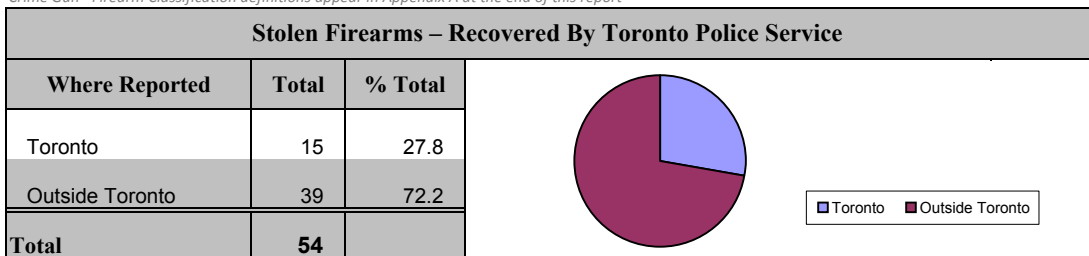
\*Other: This type of firearm includes zip guns, flare guns, stun guns, paintball guns and homemade firearms.



\*Deemed Non-Firearm: These weapons are deemed not to be firearms as defined by section 84 (3) of the Criminal Code.

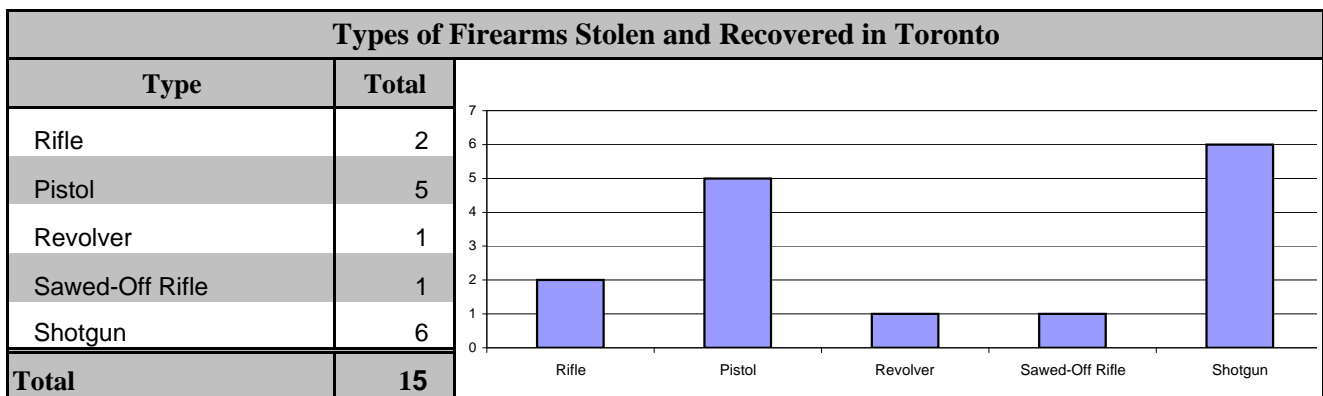
This classification can include any antique firearm, air guns, nail guns, flare guns and toy guns

Crime Gun - Firearm Classification definitions appear in Appendix A at the end of this report



Top 10 Manufacturers by Firearm Type			
Shotgun	Rifle	Pistol	Revolver
Winchester	Cooley	Hi-Point Firearms	Smith & Wesson
Stevens	Ruger	Glock	Taurus
Beretta	Norinco	Ruger	Colt
Remington	Winchester	Smith & Wesson	Harrington & Richardson
CIL	Lee-Enfield	Taurus	Ruger
Cooley	BSA	Colt	Iver Johnson
Mossberg	US Carbine	Walther	Charter Arms
Baikal	Lakefield	Bryco	Webley
Savage	Marlin	Browning	Rossi
Ithaca	Mossberg	Lorcin	RG Industries

Top 5 Calibres by Firearm Type			
Shotgun	Rifle	Pistol	Revolver
12 GA	22	9MM	38
16 GA	7.62	380	357
20 GA	303	40	22
22 Hornet/12 GA	30	45	32
40-65 WIN/12 GA	223	22	44



<b>Top 20 Offences related to Firearms Seized</b>
Unauthorized Possession Of A Firearm (1999) C.C. 91 (1)
Possession Of A Firearm Knowing Its Possession Is Unauthorized C.C. 92
Careless Storage Of A Firearm (1999) C.C. 86
Possession Of Firearm Obtained By The Commission Of An Offence C.C. 96 (1)
Possession For The Purpose Cocaine C.D.S.A. 5 (3) (A)
Possession Of A Prohibited Firearm With Ammunition (1999) C.C. 95 (1)
Possession Of Proceeds Of Crime C.C. 354 (1) (A)
Possession Of Firearm Contrary To Prohibition Order C.C. 117
Fail To Comply Recognizance C.C. 145
Careless Storage Ammunition C.C. 86
Possession Of A Restricted Firearm With Ammunition (1999) C.C. 95 (1)
Possession Of Cocaine C.D.S.A. 4 (3)
Unauthorized Possession Of A Prohibited Device (1999) C.C. 91 (2)
Weapons Dangerous C.C. 88 (1)
Possession Of Marihuana (Under) C.D.S.A. 4 (5)
Unauthorized Presence Of A Firearm In A Motor Vehicle (1999) C.C. 94 (1)
Traffic In Cocaine C.D.S.A. 5 (3) (A)
Unauthorized Possession Of A Prohibited Weapon (1999) C.C. 91 (2)
Possession Property Obtained By Crime (Under) C.C. 354
Possession For The Purpose Marihuana (Under) C.D.S.A. 5 (4)



**APPENDIX A:**  
**FIREARMS CLASSIFICATION DEFINITIONS**

**Ammunition** means a cartridge containing a projectile designed to be discharged from a firearm and, without restricting the generality of the foregoing, includes a caseless cartridge and a shot shell (Source: Criminal Code of Canada S.84).

**Antique Firearm** – means

- (a) any firearm manufactured before 1898 that was not designed to discharge rim-fire or centre-fire ammunition and that has not been re-designed to discharge such ammunition, or
- (b) any firearm that is prescribed to be an antique firearm.

(Source: Criminal Code of Canada S.84).

**Automatic Firearm** means a firearm that is capable of, or assembled or designed and manufactured with the capability of, discharging projectiles in rapid succession during one pressure of the trigger. (Source: Criminal Code of Canada S.84).

**Deemed Non-Firearm** - These items are firearms that do not fall within any of these other classes. They are pellet guns, BB guns, toy guns, replica firearms (Source: Criminal Code of Canada S.84).

**Handgun** means a firearm that is designed, altered or intended to be aimed and fired by the action of one hand, whether or not it has been redesigned or subsequently altered to be aimed and fired by the action of both hands (Source: Criminal Code of Canada S.84).

**Imitation Firearm** means any thing that imitates a firearm, and includes a replica firearm;

**Non-Restricted**- This is not a defined term in the *Criminal Code*. It covers all the guns not otherwise prohibited or restricted. These are mainly hunting and sporting guns (rifles and shotguns). (Source: Toronto Police Service Gun and Gang Unit).

**Prescribed** means prescribed by regulations (Source: Criminal Code of Canada S.84).

**Prohibited Ammunition** means ammunition, or a projectile of any kind, that is prescribed to be prohibited ammunition (Source: Criminal Code of Canada S.84).

**Prohibited Firearm**

- (a) a handgun that,
  - (i) has a barrel equal to or less than 105 mm (approx. 5 7/8") in length, or
  - (ii) is designed or adapted to discharge a 25 or 32 calibre cartridge, but does not include any such handgun that is prescribed, where the handgun is for use in international sporting competitions governed by the rules of the International Shooting Union,
- (b) a firearm that is adapted from a rifle or shotgun, whether by sawing, cutting or any other alteration, and that, as so adapted,
  - (i) is less than 660 mm in length (26 inches), or
  - (ii) is 660 mm (26 inches) or greater in length and has a barrel less than 457 mm (18 inches) in length,

APPENDIX A:  
FIREARMS CLASSIFICATION DEFINITIONS

- (c) an automatic firearm, whether or not it has been altered to discharge only one projectile with one pressure of the trigger, or
- (d) any firearm that is prescribed to be a prohibited firearm by Parliament.

(Source: Criminal Code of Canada S.84). This classification would include but not limited to sawed-off shotguns and fully automatic sub-machine guns.

**Prohibited Weapon - (a)** a knife that has a blade that opens automatically by gravity or centrifugal force or by hand pressure applied to a button, spring or other device in or attached to the handle of the knife [flick knife or switchblade], or

- (b) any weapon, other than a firearm, that is prescribed to be a prohibited weapon by (Parliament

**The key prohibited weapons (this list is not exhaustive) are:**

- (1) Tear gas, mace, or other gas *designed* to injure, immobilize, or otherwise incapacitate a person;
- (2) Liquid, spray or powder or other substance *capable* of injuring, immobilizing, or otherwise incapacitating a person;
- (3) Nunchaku, Shuriken, Manrikigusari (these items are described in the regulations);
- (4) Finger ring (which is capable of projecting a blade);
- (5) Cattle-prod or hand-held Taser;
- (6) One-handed or short (under 500 mm) cross-bow (whether designed or modified);
- (7) Constant companion – blade concealed in belt-buckle;
- (8) Push dagger – blade is perpendicular to the handle [looks like an old fashioned corkscrew];
- (9) “Knife comb” or similar device (under 30 cm)
- (10) Spiked wristband;
- (11) Blowgun;
- (12) Spring loaded Asp (telescoping baton);
- (13) Morning Star: A spiked metal ball at the end of a stick;
- (14) Brass knuckles;

(Source: Criminal Code of Canada S.84)

APPENDIX A:  
FIREARMS CLASSIFICATION DEFINITIONS

**Replica Firearm**" means any device that is designed or intended to exactly resemble, or to resemble with near precision, a firearm, and that itself is not a firearm, but does not include any such device that is designed or intended to exactly resemble, or to resemble with near precision, an antique firearm;

**Restricted Firearm** – means,

- (a) Any handgun that is not a prohibited firearm,
- (b) a firearm that
  - (i) is not a prohibited firearm,
  - (ii) has a barrel less than 470 mm (approx 18 1/2"), and
  - (iii) is capable of discharging centre-fire ammunition in a semi-automatic manner,
- (c) a firearm that is designed or adapted to be fired when reduced to a length of less than 660 mm by folding, telescoping or otherwise, or
- (d) a firearm of any other kind that is prescribed to be a restricted weapon.

(Source: Criminal Code of Canada S.84).

This classification would include, but not limited to, a Glock 22 pistol, Smith and Wesson 44 Magnum revolver with a 204 mm (8") barrel

**Unknown** - Through an exhaustive investigation and research the firearm cannot be identified. (Source: Toronto Police Service Gun and Gang Unit).

**For the purposes of sections 91 to 95, 99 to 101, 103 to 107 and 117.03 of this Criminal Code of Canada and the provisions of the Firearms Act, the following weapons are deemed not to be firearms:**

- (a) any antique firearm;
- (b) any device that is
  - (i) designed exclusively for signalling, for notifying of distress, for firing blank cartridges or for firing stud cartridges, explosive-driven rivets or other industrial projectiles, and
  - (ii) intended by the person in possession of it to be used exclusively for the purpose for which it is designed;
- (c) any shooting device that is
  - (i) designed exclusively for the slaughtering of domestic animals, the tranquillizing of animals or the discharging of projectiles with lines attached to them, and
  - (ii) intended by the person in possession of it to be used exclusively for the purpose for which it is designed; and

APPENDIX A:  
FIREARMS CLASSIFICATION DEFINITIONS

**(d)** any other barrelled weapon, where it is proved that the weapon is not designed or adapted to discharge

(i) a shot, bullet or other projectile at a muzzle velocity exceeding 152.4 m per second or at a muzzle energy exceeding 5.7 Joules, or

(ii) a shot, bullet or other projectile that is designed or adapted to attain a velocity exceeding 152.4 m per second or an energy exceeding 5.7 Joules.

Notwithstanding subsection (3), an antique firearm is a firearm for the purposes of regulations made under paragraph 117(h) of the Firearms Act and subsection 86(2) of this Act (Source: Criminal Code of Canada S.84).