

A SNAPSHOT OF SERVICES PROVIDED IN 2016


 **1.8 MILLION**
CALLS FOR SERVICE



2,117 
FIREARMS SEIZED

THE TEAM
5,225
Average Deployed
Uniform Strength



1,960
Average Civilian
Strength

COLLISION RELATED FATALITIES
 **18.5%**
from 65 IN 2015 to 77 IN 2016

CHARGES LAID BY R.I.D.E
7.5%  
from 159 IN 2015 to 147 IN 2016

CHANGE IN MAJOR CRIME INDICATORS 2015-2016

 **47%**
↑ HOMICIDES

 **4.6%**
↑ ASSAULT

 **4.8%**
↓ BREAK & ENTER

 **4.1%**
↓ SEXUAL ASSAULT

 **45%**
↑ SHOOTINGS

 **2.8%**
↑ AUTO THEFT

 **7.0%**
↑ ROBBERY

 **1.9%**
↓ THEFT OVER